



COASTAL

*Shaping the future.*

# BLU<sup>®</sup>

*316 Marine Grade  
Stainless Steel*

Book Edition B.12

SUITED HARDWARE FOR  
ALUMINIUM, COMPOSITE &  
TIMBER DOORS & WINDOWS



## Our Sense of Purpose

*The shape of things to come*

Perfect  
Fit  
Guaranteed

The basis for our  
decision making.

Superior  
Standards  
Always

The principle behind  
our actions.

Ultimate  
Lasting  
Performance

The status we want  
to achieve.

Born on the rugged shores of Cornwall back in 2003, but opening doors and windows globally, Coastal Group is a family owned business which specialises in the design and manufacture of precision-made hardware solutions for external doors and windows.

We continuously innovate in the design and manufacture of every piece to ensure it enhances the look and improves the performance and durability of the doors and windows they're fitted to.

**Consistently. Every time.**

*Loren Jenner*

Managing Director, Coastal Group



# BLU® - Your Benefits

## DESIGN

Designed to enhance the aesthetics and performance of your external doors and windows and set them apart from your competition.

## INNOVATION

We're constantly looking at ways to improve the product offering and performance and create new solutions to meet your needs.

## DURABILITY / LONGEVITY

The BLU product range is made from 316 Marine Grade Stainless Steel as standard. Helping resist long term corrosion and keeping your doors and windows looking better for longer.

## SUPER-SATIN FINISH

We include an additional finishing process during manufacture to create a consistent 'super-satin' finish and quality feel.

## COMPREHENSIVE RANGE

A full suited range of quality hardware across your doors and windows.

## VALUE FOR MONEY

Excellent lifetime value, providing you with quality you can afford.

## LIFETIME GUARANTEE

Guaranteed to last as long as the door or window the hardware is fitted to. Providing peace of mind for you and the homeowner.

The BLU® brand range is owned, manufactured and sold by:



**COASTAL**

*Shaping the future.*

[www.coastal-group.com](http://www.coastal-group.com)





# HOW WE CAN HELP YOU

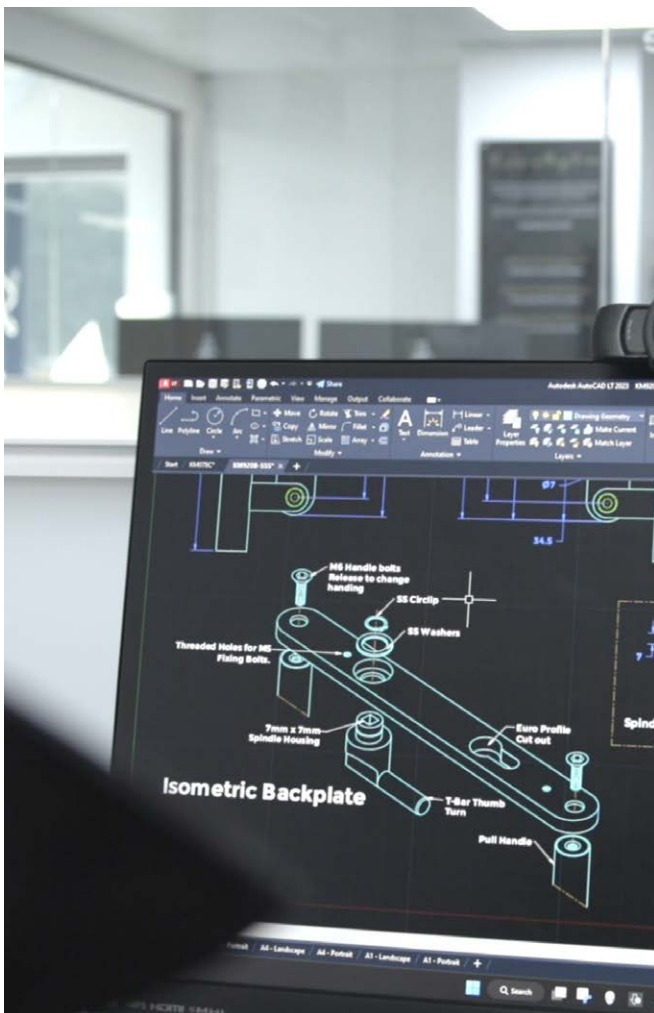


## Bespoke Solutions

Looking to source the right door or window product to fulfil your need, or one which meets your high performance standards? We're versatile and tailor our way of working to suit your individual needs.

Through combining our skills and capabilities we work with many large system houses, high-end joinery manufacturers, fabricators and architects to provide tailored products and solutions, like we can for you, as and when needed.

We're clear and focus on your priorities, and always aim to deliver the best possible solutions in the easiest possible way. How? By focussing not just on 'doing good', but also on 'feeling good' and caring about what you want, delivering it in the most appealing way.



## Design and Development

We're constantly scouring the marketplace for new consumer trends, end-user needs and technological advances, as well as keeping up to date with the latest regulations. Where existing door and window hardware and designs have become outdated or no longer meet changing customer needs we work to provide you solutions.

Through perpetual innovation our Research and Development Team are always working to move the door and window industry, and your business, forward by being ahead of the curve in terms of materials, products, fixtures and finishes.

Long-term value is what we design, develop and deliver to you.

## Same Day Despatch

Great Service and Fast Delivery are as important to you as they are to us and we continue to invest to provide you with an industry-beating service. Our new Distribution Centres and Warehouse Management System have enabled us to increase and improve our stockholding and our 'On Time In Full' delivery service.

All of our core product range is held in stock for fast delivery. All stock item orders placed before 3pm are dispatched the same day and are usually delivered the next working day. If required, your delivery can be sent straight to site or an alternative location, e.g. to your client.





## In-house Design and Build - Delivering You Quality

We're fanatical about ensuring our door and window hardware provides ultimate lasting performance. To ensure we deliver you hardware which lives up to our brand values, and doesn't let your brand down, we retain control of each step of the process - from design, to sourcing quality components from around the globe and build of the product.

Our range of door and window hardware designed and built in-house in the UK from components manufactured by specialists around the globe continues to grow - providing you with peace of mind that you're purchasing quality hardware from a stable supply chain.

**DESIGNED & BUILT IN THE UK**




## Some examples of BLU® products built in-house

Shown here are the Regent Door & Window Handle Range and the LP400 Letter Plate Range going through assembly and final quality checks.

These are designed and built by our in-house teams using components manufactured for us by specialists from around the globe.

Once passed and approved they're packaged up and our 'Quality Seal' is applied, ready for delivery.

Ensuring you receive the high quality products your doors and windows deserve.





## The People Behind the Brand

Our team of hardware specialists are here to help and provide you with the best solution for your project.

*As a customer said "Coastal actually care, they know what they're talking about and can give you advice".*



**COASTAL**

*Shaping the future.*

# We're here to help you:

## SALES AND SUPPORT

For placing orders, requesting a quote, website login, credit account or any technical queries - [sales@coastal-group.com](mailto:sales@coastal-group.com) or 01726 871 025.

## BUSINESS DEVELOPMENT

To request a product demo, discuss a new product or ideas for developing your business by video call or a visit to your premises or our Brand Centre - [sales@coastal-group.com](mailto:sales@coastal-group.com) or 01726 871 025.

## FINANCE

For accounts queries - [accounts@coastal-group.com](mailto:accounts@coastal-group.com) or 01726 871 732.

*For your ongoing support*

## Visit our Brand Centre

Looking for inspiration to develop new door or window ranges? Like to see and feel the quality of our product? Or have a bespoke project you'd like to discuss?

Visit us in our Brand Centre where we have a whole range of door and window hardware and production models on display for you to try for yourself.



# The difference between 202, 304 & 316 Grade Stainless Steel

Element %	202 Grade	304 Grade	316 Grade	Implications
Carbon	0.15	0.08	0.08	Increases the corrosion resistance
Silicon	1.00	1.00	1.00	–
Manganese	7.5 to 10.0	2.00	2.00	Affects the magnetic characteristic and hardness of Iron
Phosphorous	0.06	0.045	0.045	–
Sulphur	0.03	0.03	0.03	–
Chromium	17.0 to 19.0	18.0 to 20.0	16.0 to 18.0	Addition of 12% forms stainless steel from ordinary steel. Removes the corrosive effect of Carbon. Forms a passive film which prevents oxidation and consequent corrosion.
Molybdenum (MOLY)	NIL	NIL	2 to 3	Molybdenum increases the corrosion resistance. It has a superior tensile strength at high temperature as compared to 304 Grade Steel. This element can resist major chemical reaction and thus is a very costly element.
Nickel	4 to 6	8.0 to 10.5	10.0 to 14.0	Nickel provides corrosion resistance, increases strength at both high and low temperature, increases toughness at low temperature and lowers the effects of work hardening. A higher percentage nickel content makes the steel a superior quality.

The table above presents the main elements (forming the chemical compositions) of 316 Marine Grade Stainless Steel compared to other cheaper grade steel such 304 or 202.



## The benefits of 316 Stainless Steel

Where corrosion levels are high, such as coastal environments and in acidic timber, commonly used metals such as zinc and 304 stainless steel are not able to stand up to the elements and corrosion can quickly start.

However there are many corrosive elements in the atmosphere wherever your doors and windows are, situated on the coast or in a city.

316 Marine Grade Stainless Steel is stronger and has higher levels of corrosion resistance than 304 Stainless Steel. That is why we use 316 Marine Grade Stainless Steel as standard on all BLU™ products.

So wherever your doors and windows are installed, by fitting BLU™ hardware you can have peace of mind your hardware will last at least as long as your doors and windows.



# Our Finishes

Our range has been carefully developed and refined over many years to bring you a wide selection of product finishes which meet market demands for both classic and contemporary styles.

One of the unique features of our BLU range is its anti-corrosive properties and, with a little love, care and maintenance, our hardware range will last for many years to come. BLU Hardware is designed to last in both internal and external applications.



## Satin Stainless Steel **SSS**

Raw 316 Marine Grade Stainless Steel with an extra fine finishing processes applied to give it our unique 'super-satin' silky finish.

Suits classic styles just as much as the modern contemporary look.



## Polished Stainless Steel **PSS**

Raw 316 Marine Grade Stainless Steel polished to perfection to ensure a stunning mirror smooth reflective finish.

Typically used on classic period designs.



## PVD Stainless Satin Brass **PSB**

Our 316 Marine Grade Satin Stainless Steel with a PVD Brass coating applied to it to give a warm matt finish which looks equally at home with classic or contemporary styles.

*The PVD (Physical Vapour Deposition) coating provides an additional extremely hardwearing protective layer to the hardware.*



## PVD Stainless Polished Brass **PPB**

Our 316 Marine Grade Polished Stainless Steel with a PVD Brass coating applied to it to give a warm polished to perfection finish which is synonymous with classic period styles.



## PVD Stainless Satin Black **PBK**

Our 316 Marine Grade Satin Stainless Steel with a PVD Black coating applied to it to give a distinctive matt finish providing excellent aesthetics for both contemporary and traditional styles.



## Matt Smooth Black **MSB**

316 Marine Grade Satin Stainless Steel with a Matt Smooth Black coating applied to it for a look which works well for both traditional and contemporary styles.



## Matt Black Lacquered **MBL**

Our 316 Marine Grade Satin Stainless Steel with dual coating paint system incorporating an automotive lacquer for enhanced longevity (MBL)



## White **WH**

316 Marine Grade Satin Stainless Steel with a Matt Smooth White coating applied to it providing that clean contemporary look.



## Oil Rubbed Bronze **ORB**

316 Marine Grade Satin Stainless Steel with an Oil Rubbed Bronze coating applied to it to provide a deep, warm matt look.

# Contents

## DOOR PRODUCTS

Pull Handle Range .....	14-25
Pull Handle Fixing Method .....	24
Lever Door Handle Range .....	28-43
Door Handle Handing Method .....	44
Patio Slide Door Handles .....	45-47
Straight Slide Door Handles .....	48-58
Lift and Slide Door Handles .....	59-61
Bi-Fold Door Hardware .....	62-65
Cylinder Pulls .....	66-71
Escutcheons .....	72-75
Letter Plates .....	76-78
Door Knobs .....	79-81
Door Knockers .....	82-84
Numerals and Letters .....	85
Flush Pulls .....	86
Door Hinges .....	87-92

## WINDOW PRODUCTS

Window Hinges .....	93-96
Window Handles .....	97-102
Fanlight Catch .....	102
Casement Window Stay .....	103-105
Casement Window Handing .....	107

## INSPIRATION AND ADVICE

Product Care and Maintenance .....	108-113
Stainless Steel Renovation Kit .....	109
Marketing Resources .....	115
Inspiration Gallery .....	116-119
Other products you might be interested in .....	122

*All the information contained in this manual was correct at the time of printing. Should you require confirmation of any information prior to manufacture of your products, please contact us using the details below for up to date information, product specification and availability.*

*Detailed CAD drawings can be obtained from our website - [coastal-group.com](http://coastal-group.com)  
We reserve the right to amend any information without prior notice.*

### Coastal Group

Coastal Specialist Ironmongery Limited  
Global House, Bojea Industrial Estate, Trethowel  
St Austell, Cornwall, PL25 5RJ, UK  
T 01726 871 025 | F 01726 871 731 | E [sales@coastal-group.com](mailto:sales@coastal-group.com)

Company No. 6770364 | VAT No. 807 4776 07  
© Coastal Specialist Ironmongery Limited 2026



# Pull Handle Range

- Manufactured from 316 Marine Grade Stainless Steel.
- Heavy duty 1.5mm wall thickness for a superior feel.
- Brass bush ferrules for enhanced durability of fixing.
- Back-to-back, bolt, or secret fix options.
- Designed with no middle stem to avoid conflict with locking mechanism.
- Unique 'super-satin' finish.



# Why Fit BLU® 316 Marine Grade Stainless Steel Pull Handles

## Handle Finishing Process

- Extra finishing process provides a smooth, super-satin finish.
- Gives the handle a better quality look, and the smoother finish reduces the potential of tea-staining.

## Finishing of Handle Ends

- CNC Machined.
- Gives a 'precision engineered' consistent look.

## Fixing of Stems to Door

- Brass bush fixing ferrules to prevent handles from coming loose.

## Stem to Handle Detail

- 'Precision engineered' stem ends to ensure an accurate joint between stem and handle.
- Robotic welding ensures a strong joint.
- Stainless steel connecting bolts are used to ensure no corrosion issues or rust leakage.

## Tensile Strength of Handle

- This will help ensure handle doesn't bend over time with opening & shutting door - especially noticeable on handles over 1200mm long and when used on slam-shut doors.

## Corrosion Resistance

- The handle is made from 316 Marine Grade Stainless Steel to give the best resistance to corrosion.



# HAB2

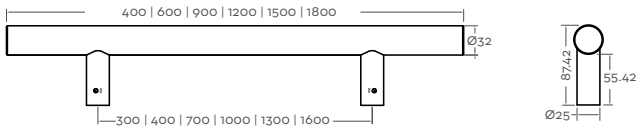
## Inline Round 'T' Bar Pull Handle

- 32mm diameter round bar.
- Inline stems.
- Black finish has been successfully salt spray tested to 1000 hours.



Side Profile

Top Profile



Visit [www.coastal-group.com](http://www.coastal-group.com) for CAD drawings

PART NUMBER	PRODUCT DESCRIPTION	FINISH	UNITS
HAB2-400-UF-SSS	400mm 'T' bar, universal fixing	SSS	Each
HAB2-400-UF-MBL		MBL	Each
HAB2-600-UF-SSS	600mm 'T' bar, universal fixing	SSS	Each
HAB2-600-UF-MBL		MBL	Each
HAB2-900-UF-SSS	900mm 'T' bar, universal fixing	SSS	Each
HAB2-900-UF-MBL		MBL	Each
HAB2-1200-UF-SSS	1200mm 'T' bar, universal fixing	SSS	Each
HAB2-1200-UF-MBL		MBL	Each
HAB2-1500-UF-SSS	1500mm, 'T' bar, universal fixing	SSS	Each
HAB2-1500-UF-MBL		MBL	Each
HAB2-1800-UF-SSS	1800mm, 'T' bar, universal fixing	SSS	Each
HAB2-1800-UF-MBL		MBL	Each

PSB PVD Stainless Satin Brass finish also available

### REMEMBER

To order your fixing packs - see page 24.

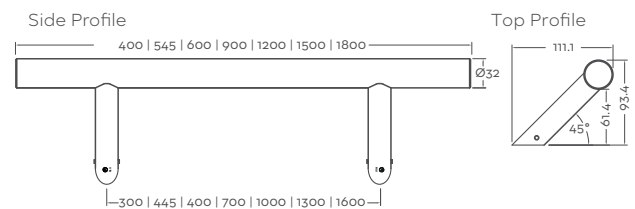
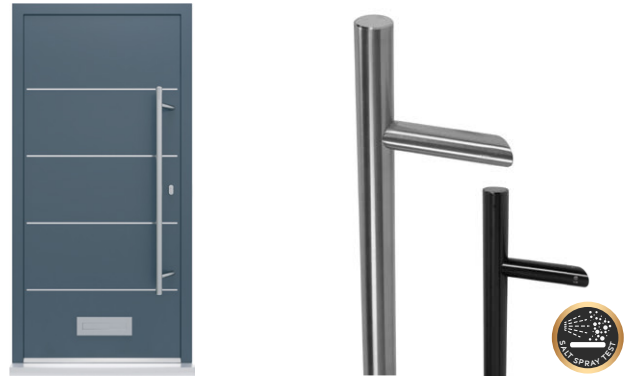




# HAB6

## Offset Round 'T' Bar Pull Handle

- 32mm diameter round bar.
- Offset stems.
- Black finish has been successfully salt spray tested to 1000 hours.



Visit [www.coastal-group.com](http://www.coastal-group.com) for CAD drawings



PART NUMBER	PRODUCT DESCRIPTION	FINISH	UNITS
HAB6-400-UF-SSS	400mm Offset round, universal fixing	SSS	Each
HAB6-400-UF-MBL		MBL	Each
HAB6-600-UF-SSS	600mm Offset round, universal fixing	SSS	Each
HAB6-600-UF-MBL		MBL	Each
HAB6-900-UF-SSS	900mm Offset round, universal fixing	SSS	Each
HAB6-900-UF-MBL		MBL	Each
HAB6-1200-UF-SSS	1200mm Offset round, universal fixing	SSS	Each
HAB6-1200-UF-MBL		MBL	Each
HAB6-1500-UF-SSS	1500mm Offset round, universal fixing	SSS	Each
HAB6-1500-UF-MBL		MBL	Each
HAB6-1800-UF-SSS	1800mm, Offset round, universal fixing	SSS	Each
HAB6-1800-UF-MBL		MBL	Each

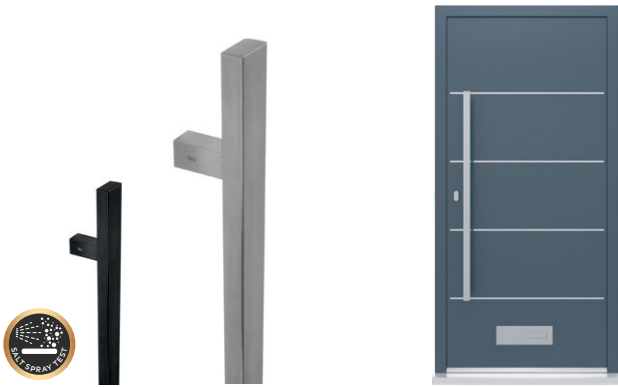
**PSB** PVD Stainless Satin Brass finish also available

**REMEMBER**  
To order your fixing packs - see page 24.

# HAB15

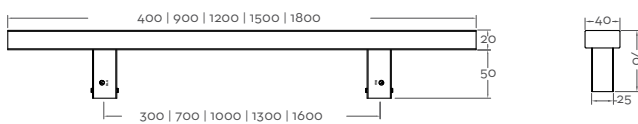
## Inline Rectangular 'T' Bar Pull Handle

- 40 x 20mm Rectangular Bar.
- Inline stems.
- Black finish has been successfully salt spray tested to 1000 hours.



Side Profile

Top Profile



Visit [www.coastal-group.com](http://www.coastal-group.com) for CAD drawings

PART NUMBER	PRODUCT DESCRIPTION	FINISH	UNITS
HAB15-400-UF-SSS	400mm Rectangular 'T'bar, universal fixing	SSS	Each
HAB15-400-UF-MBL	400mm Rectangular 'T'bar, universal fixing	MBL	Each
HAB15-900-UF-SSS	900mm Rectangular 'T' bar, universal fixing	SSS	Each
HAB15-900-UF-MBL	900mm Rectangular 'T' bar, universal fixing	MBL	Each
HAB15-1200-UF-SSS	1200mm Rectangular 'T' bar, universal fixing	SSS	Each
HAB15-1200-UF-MBL	1200mm Rectangular 'T' bar, universal fixing	MBL	Each
HAB15-1500-UF-SSS	1500mm Rectangular 'T' bar, universal fixing	SSS	Each
HAB15-1500-UF-MBL	1500mm Rectangular 'T' bar, universal fixing	MBL	Each
HAB15-1800-UF-SSS	1800mm Rectangular 'T' bar, universal fixing	SSS	Each
HAB15-1800-UF-MBL	1800mm Rectangular 'T' bar, universal fixing	MBL	Each

PVD Stainless Satin Brass finish also available



## REMEMBER

To order your fixing packs - see page 24.



# HAB7

## Offset Rectangular 'T' Bar Pull Handle

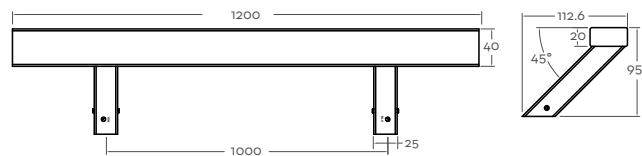
- 40 x 20mm Rectangular Bar.
- Offset stems.
- Black finish has been successfully salt spray tested to 1000 hours.



Side Profile




Top Profile



Visit [www.coastal-group.com](http://www.coastal-group.com) for CAD drawings

PART NUMBER	PRODUCT DESCRIPTION	FINISH	UNITS
HAB7-1200-UF-SSS	1200mm Offset rectangular, universal fixing	<input type="radio"/> SSS	Each
HAB7-1200-UF-MBL		<input type="radio"/> MBL	Each
HAB7-1500-UF-SSS	1500mm Offset rectangular, universal fixing	<input type="radio"/> SSS	Each
HAB7-1500-UF-MBL		<input type="radio"/> MBL	Each





PSB PVD Stainless Satin Brass finish also available

**REMEMBER**  
To order your fixing packs - see page 24.

# HAB4

## Square Mitre Pull Handle

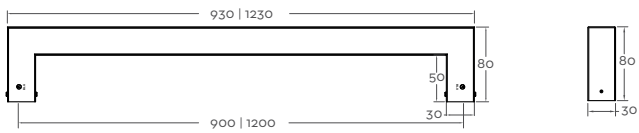
- 30 x 30mm Square Bar.
- Inline stems.
- Black finish has been successfully salt spray tested to 1000 hours.



Side Profile




Top Profile



Visit [www.coastal-group.com](http://www.coastal-group.com) for CAD drawings

PART NUMBER	PRODUCT DESCRIPTION	FINISH	UNITS
HAB4-900-UF-SSS	900mm, Square mitre, universal fix	SSS	Each
HAB4-900-UF-MBL		MBL	Each
HAB4-1200-UF-SSS	1200mm Square mitre, universal fix	SSS	Each
HAB4-1200-UF-MBL		MBL	Each



## REMEMBER

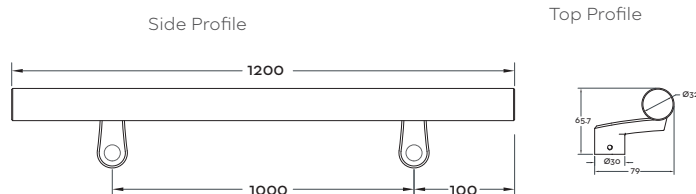
To order your fixing packs - see page 24.



# HAB50

## Offset Round Pull Handle

- 32mm diameter round bar.
- Offset stems.
- 316 marine grade stainless steel.



Visit [www.coastal-group.com](http://www.coastal-group.com) for CAD drawings

PART NUMBER	PRODUCT DESCRIPTION	FINISH	UNITS
HAB50-1200-UF-SSS	Offset round, universal fixing	SSS	Each

*Also available in*



PVD Stainless Satin Brass



Matt Black Lacquer

## REMEMBER

To order your fixing packs - see page 24.

# HAB52


## Offset Solid Square Bar Pull Handle

- 10x40mm solid rectangular bar pull handle
- Offset stems.
- 316 marine grade stainless steel.




Side Profile

Top Profile



Visit [www.coastal-group.com](http://www.coastal-group.com) for CAD drawings



PART NUMBER	PRODUCT DESCRIPTION	FINISH	UNITS
HAB52-1200-UF-SSS	Offset solid square, back-to-back fixing	SSS	Each

*Also available in*



PVD Stainless Satin Brass



Matt Black Lacquer

### REMEMBER


To order your fixing packs - see page 24.



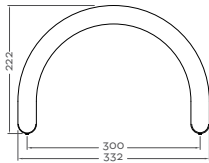
# HAB20

## 'D' Style Commercial Pull Handle

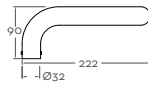
- 32mm 'D' Shape Round Bar.
- Suitable for commercial applications.



Front Profile




Top Profile



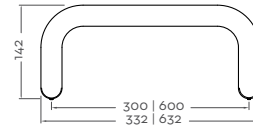
# HAB21

## Offset 'D' Commercial Pull Handle

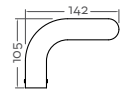
- 32mm Diameter 'D' Shape Round Bar.
- Offset stems.
- Suitable for commercial applications.
- Black finish has been successfully salt spray tested to 1000 hours.



Side Profile





Top Profile



Visit [www.coastal-group.com](http://www.coastal-group.com) for CAD drawings

PART NUMBER	PRODUCT DESCRIPTION	FINISH	UNITS
HAB20-300-UF-SSS	332mm X 32mm 'D' Commercial, universal fixing	SSS	Each

PART NUMBER	PRODUCT DESCRIPTION	FINISH	UNITS
HAB21-300-UF-SSS	300mm Offset 'D', universal fixing	SSS	Each
HAB21-300-UF-MBL		MBL	Each
HAB21-600-UF-SSS	600mm Offset 'D', universal fixing	SSS	Each
HAB21-600-UF-MBL		MBL	Each



## REMEMBER

To order your fixing packs - see page 24.

Ask about our range of Dormakaba 3 Star Euro Cylinders on [sales@coastal-group.com](mailto:sales@coastal-group.com) or call 01726 871 025.

Keep the aesthetics of your door consistent using our suited range.



SE38  
See page 75



KM045  
See page 73



LP400  
See page 77

# Pull Handle Fixing Methods

Pull handles are supplied as single units. Remember when ordering your Pull Handles to also order the correct fixing pack required, and for back to back applications to order two handles.

## Back to Back

(Handle on inside and outside of door)



## Bolt Fix

(Bolt through from inside of door)



## Secret Fix - Timber

(No visible fixing on inside of door)



## Secret Fix - Aluminium

(No visible fixing on inside of door)



PART NUMBER	PRODUCT DESCRIPTION	FINISH	UNITS
FX-UF-FK-BB	Back to back fixing kit for Universal Fix products - door thickness up to 85mm	USS	Each
FX-UF-FK-BF-SSS	Bolt fix fixing kit for Universal Fix products - door thickness up to 80mm	SSS	Each
FX-UF-FK-BF-PBK	Bolt fix fixing kit for Universal Fix products - door thickness up to 80mm	PBK	Each
FX-UF-FK-SF	Secret fix fixing kit for Universal Fix products - for timber doors	USS	Each
FX-10030-BLU	Secret fix fixing kit for Universal Fix products - for aluminium doors	USS	Each





*"We are very selective who we work with and go to great lengths to choose suppliers that match our own ethos for high standards in everything we do, as our reputation is only as good as the people we work with,"*

*"We were introduced to the BLU™ range of door hardware after we were let down by a supplier. Coastal were able to step in and deliver a great service and great product. We were impressed from the start as they not only got us out of a potential hole but were happy to go the extra mile for us.*


*From a product perspective you are looking at high quality with the BLU™ range – the marine grade stainless steel is second to none both in terms of styling and performance."*

Composite Door Manufacturer

## BLU™ 316 Marine Grade Stainless Steel PVD STAINLESS SATIN BRASS FINISH

Our 316 Marine Grade Satin Stainless Steel with a PVD Brass coating applied to it to give a warm satin finish which looks equally at home with classic or contemporary styles.





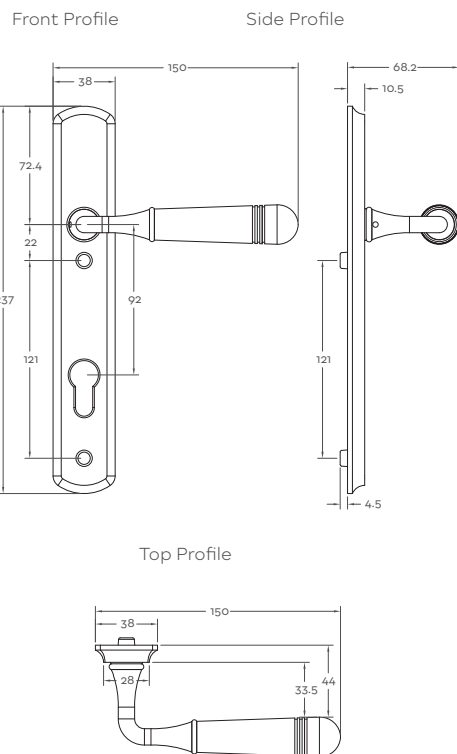
# Lever Door Handle Range

- Manufactured from 316 Marine Grade Stainless Steel.
- Ideal for use where corrosion levels are high such as coastal environments and with acidic timber.
- Part of a suited range of hardware.
- Suitable for use with multipoint door locks.
- Available in Classic and Contemporary styles.



# Opera Lever Door Handle

- Featuring the distinctive Opera-style bulb design with concentric rings, this handle blends traditional charm with modern engineering for a tactile, comfortable grip and smooth operation.
- Ergonomically designed for a natural, secure feel in hand.
- Solid 316 Stainless Steel lever.
- Black finish has been successfully salt spray tested to 1000 hours.



## TBH092

### Opera Lever Door Handle on Bevelled Backplate

Designed to complement traditional doors for more classical look, it features a slimmer chamfered-edge backplate and bulb-shaped lever handle with concentric rings.



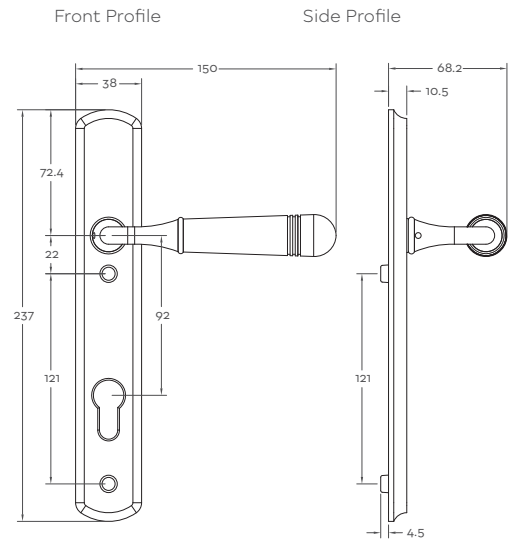
Suited window handle available. See page 99 for details.

PART NUMBER	PRODUCT DESCRIPTION	FINISH	UNITS
TBH092-SSS	Opera lever door handle on bevelled backplate	SSS	Pair
TBH092-PSS		PSS	Pair
TBH092-PSB		PSB	Pair
TBH092-PPB		PPB	Pair
TBH092-MBL		MBL	Pair

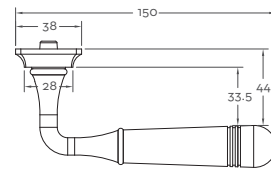
# TBH095

## Opera Lever Door Handle on Classic Backplate

The Opera lever handle on backplate is a refined blend of classic elegance and modern precision.



Top Profile

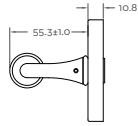
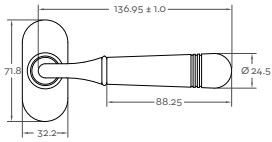


PART NUMBER	PRODUCT DESCRIPTION	FINISH	UNITS
TBH095-SSS	Opera lever door handle on bevelled backplate	SSS	Pair
TBH095-PSS		PSS	Pair
TBH095-PSB		PSB	Pair
TBH095-PPB		PPB	Pair
TBH095-MBL		MBL	Pair



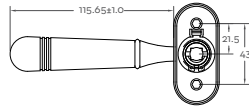
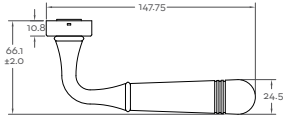
Front Profile

Side Profile



Top Profile

Rear Profile



PART NUMBER	PRODUCT DESCRIPTION	FINISH	UNITS
TBH085-SSS	Opera lever door handle on round rose	SSS	Pair
TBH085-PSB		PSB	Pair
TBH085-MBL		MBL	Pair

## TBH085

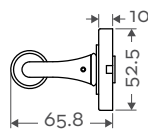
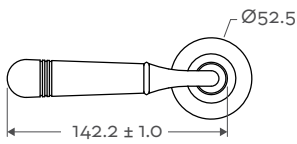
### Opera Lever Door Handle on Oval Rose

- Clip-on rose cover conceals fixings.
- Durability tested to BS EN 1906:2012, Durability Grade 7 - 200,000 cycles.

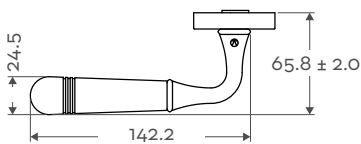


Front Profile

Side Profile



Top Profile



PART NUMBER	PRODUCT DESCRIPTION	FINISH	UNITS
TBH100B-SSS	Opera lever door handle on round rose	SSS	Pair
TBH100B-PSB		PSB	Pair
TBH100B-MBL		MBL	Pair

## TBH100

### Opera Lever Door Handle on Round Rose

- Clip-on rose cover conceals fixings.
- Durability tested to BS EN 1906:2012, Durability Grade 7 - 200,000 cycles.



# REGENT Lever Door Handle

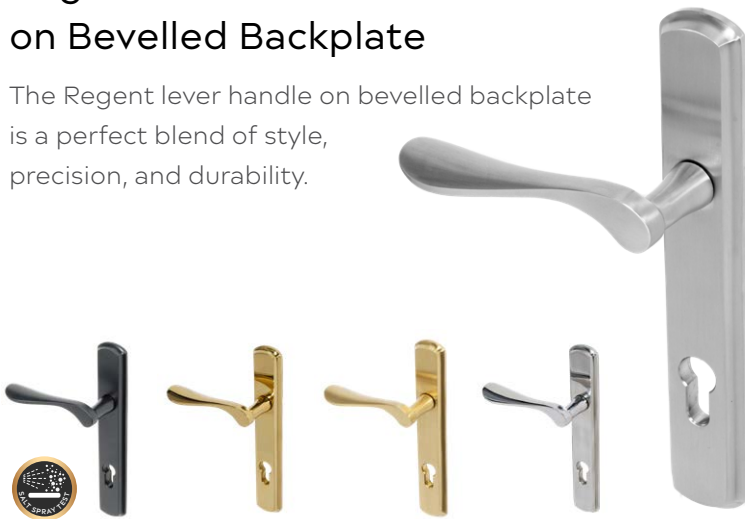
- Elegant, ergonomic shape – inspired by the smooth lines of an oar
- Solid 316 Stainless Steel lever
- Fully sprung with a custom-made dual spring cassette
- Manufactured from 316 marine grade stainless steel for superior strength and corrosion resistance
- Enhanced security – the extended cylinder wall helps prevent water ingress and improves security
- Black finish has been successfully salt spray tested to 1000 hours



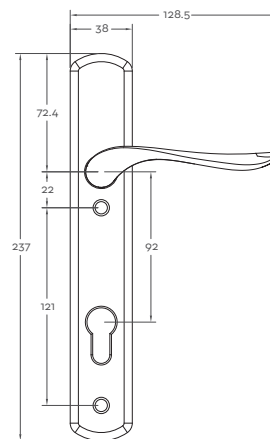
## REG092

### Regent Lever Door Handle on Bevelled Backplate

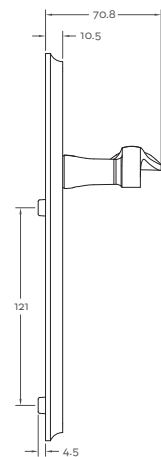
The Regent lever handle on bevelled backplate is a perfect blend of style, precision, and durability.



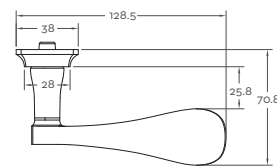
Front Profile



Side Profile



Top Profile



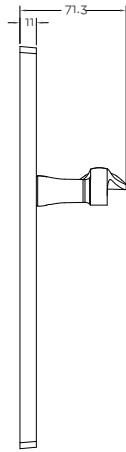
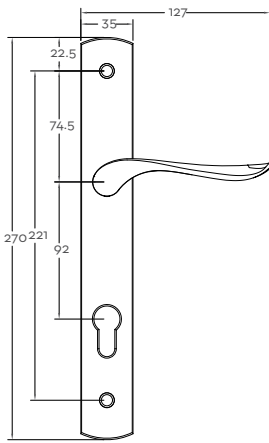
PART NUMBER	PRODUCT DESCRIPTION	FINISH	UNITS
REG092-LH-SSS	Regent lever door handle on bevelled backplate	SSS	Pair
REG092-RH-SSS		SSS	Pair
REG092-LH-PSS		PSS	Pair
REG092-RH-PSS		PSS	Pair
REG092-LH-PSB		PSB	Pair
REG092-RH-PSB		PSB	Pair
REG092-LH-PPB		PPB	Pair
REG092-RH-PPB		PPB	Pair
REG092-LH-MBL		MBL	Pair
REG092-RH-MBL		MBL	Pair

Suited window handle available. See page 98 for details.

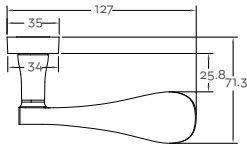


Front Profile

Side Profile



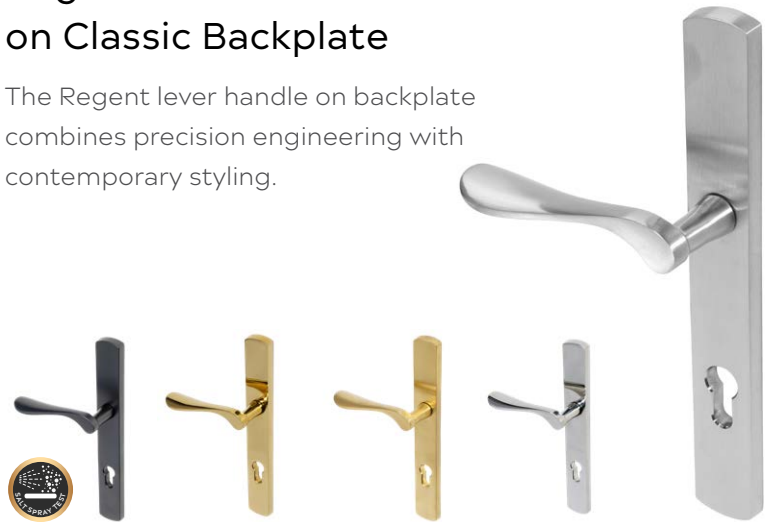
Top Profile



# REG095

## Regent Lever Door Handle on Classic Backplate

The Regent lever handle on backplate combines precision engineering with contemporary styling.

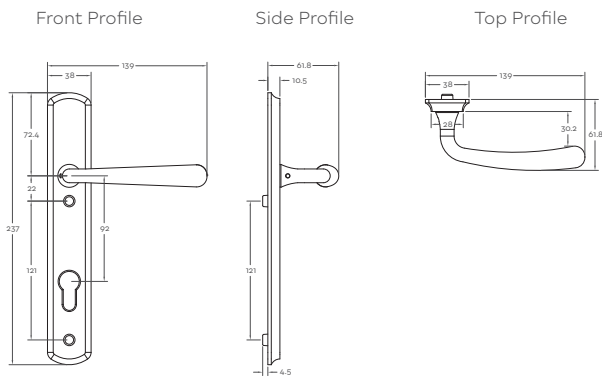


PART NUMBER	PRODUCT DESCRIPTION	FINISH	UNITS
REG095-LH-SSS	Regent lever door handle on classic backplate	SSS	Pair
REG095-RH-SSS		SSS	Pair
REG095-LH-PSS		PSS	Pair
REG095-RH-PSS		PSS	Pair
REG095-LH-PSB		PSB	Pair
REG095-RH-PSB		PSB	Pair
REG095-LH-PPB		PPB	Pair
REG095-RH-PPB		PPB	Pair
REG095-LH-MBL		MBL	Pair
REG095-RH-MBL		MBL	Pair



# PERA Lever Door Handle


- Refined, minimalist design – the smooth, curved handle offers a sleek, contemporary look
- Solid 316 Stainless Steel lever.
- Fully sprung with a custom-made dual spring cassette
- Manufactured from 316 marine grade stainless steel for superior strength and corrosion resistance
- Enhanced security – the extended cylinder wall helps prevent water ingress and improves security
- Black finish has been successfully salt spray tested to 1000 hours.



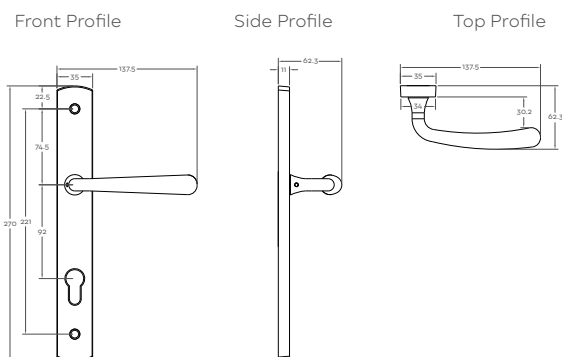
## PER092

### Pera Lever Door Handle on Bevelled Backplate

The Pera lever handle on bevelled backplate combines sleek simplicity with outstanding durability.



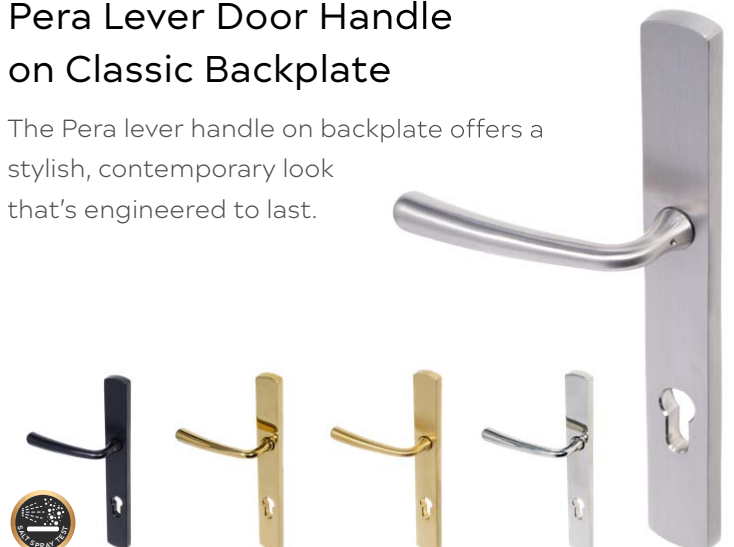
PART NUMBER	PRODUCT DESCRIPTION	FINISH	UNITS
PER092-SSS	Pera lever door handle on bevelled backplate	SSS	Pair
PER092-PSS		PSS	Pair
PER092-PSB		PSB	Pair
PER092-PPB		PPB	Pair
PER092-MBL		MBL	Pair



## PER095

### Pera Lever Door Handle on Classic Backplate

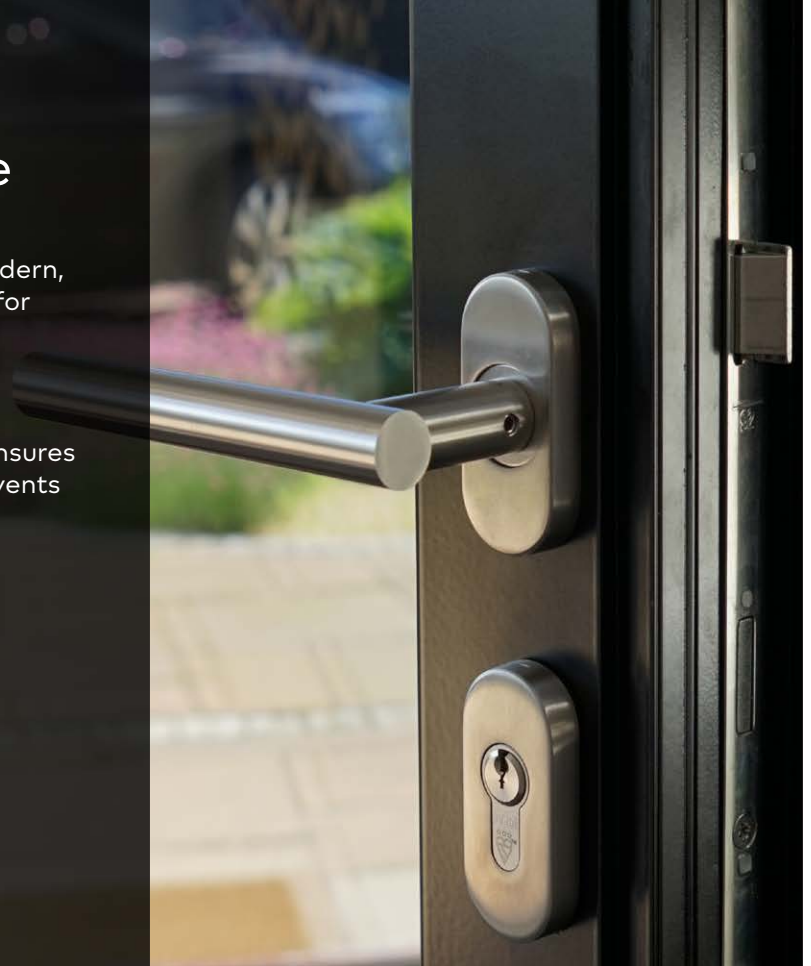
The Pera lever handle on backplate offers a stylish, contemporary look that's engineered to last.



PART NUMBER	PRODUCT DESCRIPTION	FINISH	UNITS
PER095-SSS	Pera lever door handle on classic backplate	SSS	Pair
PER095-PSS		PSS	Pair
PER095-PSB		PSB	Pair
PER095-PPB		PPB	Pair
PER095-MBL		MBL	Pair

# 'T' Bar Lever Door Handle

- T-Bar lever on rose provides a modern, contemporary lever door handle for multipoint lock.
- Clip-on cover conceals fixings.
- Solid 316 Stainless Steel lever.
- High quality spring mechanism ensures quality handle operation and prevents handle sag.



## KM065

### 'T' Bar Lever Door Handle on Round Rose



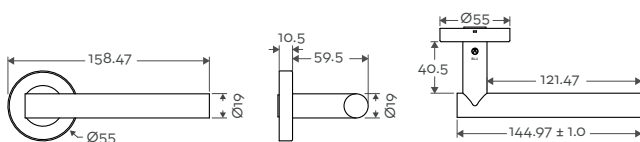
- Durability tested to BS EN 1906:2012, Durability Grade 7 - 200,000 cycles.



Front Profile

Side Profile

Top Profile



## KM965

### 'T' Bar Lever Door Handle on Oval Rose

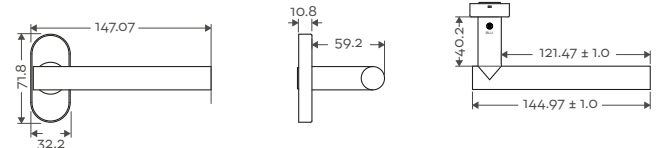
- Ideal for slim profiles.



Front Profile

Side Profile

Top Profile



Visit [www.coastal-group.com](http://www.coastal-group.com) for CAD drawings

PART NUMBER	PRODUCT DESCRIPTION	FINISH	UNITS
KM065-SSS	T-Bar lever door handle on round rose	SSS	Pair

PART NUMBER	PRODUCT DESCRIPTION	FINISH	UNITS
KM965-SSS	T-Bar lever door handle on oval rose	SSS	Pair

# Mitre Lever Door Handle

- Contemporary design lever door handle for multipoint lock.
- Fixings concealed behind clip-on cover.
- Solid 316 Stainless Steel lever.
- Black finish has been successfully salt spray tested to 1000 hours.



## KM060

### Mitre Lever Door Handle on Round Rose

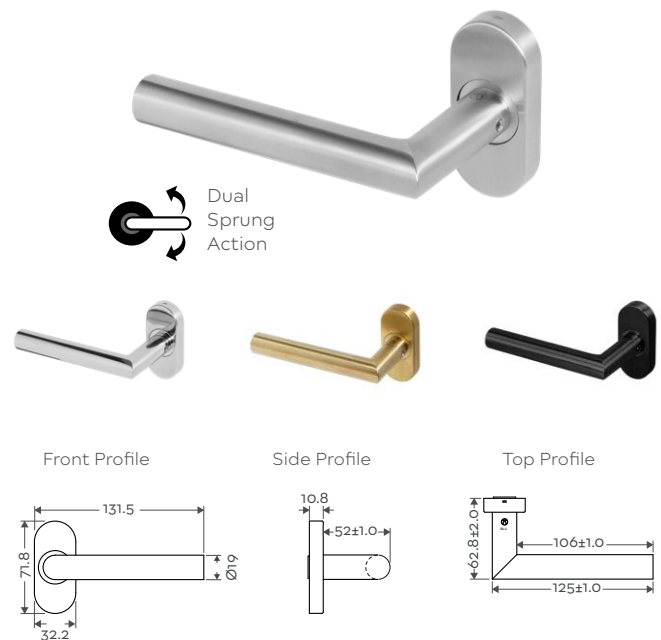
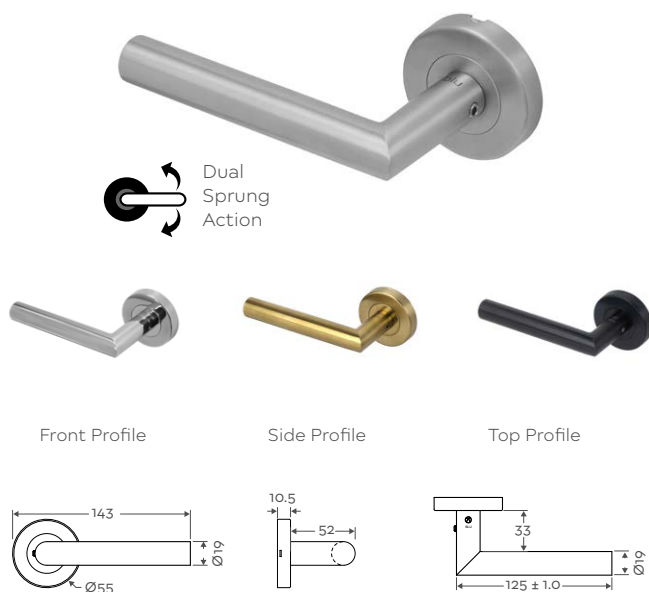


- High quality spring mechanism ensures quality handle operation and prevents handle sag.
- Durability tested to BS EN 1906:2012, Durability Grade 7- 200,000 cycles.

## KM960

### Mitre Lever Door Handle on Oval Rose

- High quality spring mechanism ensures quality handle operation and prevents handle sag.



Visit [www.coastal-group.com](http://www.coastal-group.com) for CAD drawings

PART NUMBER	PRODUCT DESCRIPTION	FINISH	UNITS
KM060-SSS	Mitre lever door handle on round rose	SSS	Pair
KM060-PSS		PSS	Pair
KM060-PSB		PSB	Pair
KM060-MBL		MBL	Pair

PART NUMBER	PRODUCT DESCRIPTION	FINISH	UNITS
KM960-SSS	Mitre lever door handle on oval rose	SSS	Pair
KM960-PSS		PSS	Pair
KM960-PSB		PSB	Pair
KM960-MBL		MBL	Pair



## KM070

### Mitre Lever Door Handle on Backplate (Unsprung)

- Features a slimline backplate.

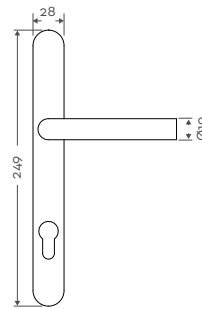
Available as a lever only with no euro profile cut-out on backplate (KM070S) or blank backplate only (KM070CP).



KM070CP

KM070S

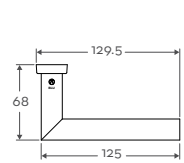
Front Profile



Side Profile



Top Profile



PART NUMBER	PRODUCT DESCRIPTION	FINISH	UNITS
KM070-SSS	Mitre lever door handle on backplate - unsprung	SSS	Pair
KM070S-SSS	Lever on blank plate	SSS	Each
KM070CP-SSS	Blank backplate only	SSS	Each



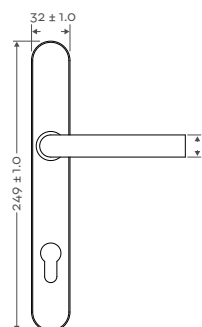
## KM078

### Mitre Lever Door Handle on Backplate (Dual Sprung)

- High quality spring cassette ensures quality handle operation and prevents handle sag.
- Durability tested to BS EN 1906:2012, Durability Grade 7 - 300,000 cycles.



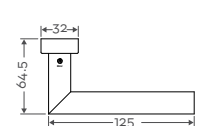
Front Profile




Side Profile



Top Profile



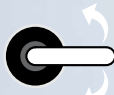
PART NUMBER	PRODUCT DESCRIPTION	FINISH	UNITS
KM078-SSS	Mitre lever door handle on backplate - dual sprung	SSS	Pair
KM078-PSS		PSS	Pair
KM078-MBL		MBL	Pair



Suited window handle available. See pages 100-101 for details.

# Angled Mitre Lever Door Handle

- Angled mitre lever for a crisp, contemporary look.
- Offset lever design to prevent clash with the door frame.
- Solid 316 marine grade stainless steel construction (including fixings) for lifetime performance in any environment.
- Dual sprung mechanism for smooth, solid operation.
- Black finish has been successfully salt spray tested to 1000 hours.



Dual Sprung



## AML085 Angled Mitre Lever Door Handle on Oval Rose

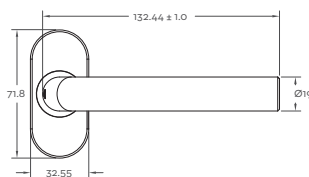
- Dual-sprung mechanism – ensures a smooth, solid feel on every use
- 316 marine grade stainless steel – unbeatable corrosion resistance, perfect for coastal or high-humidity environments
- Concealed fixings – clip-on oval rose for a neat, professional appearance



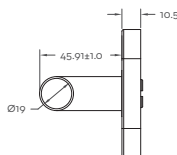
PART NUMBER	PRODUCT DESCRIPTION	FINISH	UNITS
AML085-SSS	Angled mitre lever door handle on oval rose	SSS	Pair
AML085-MBL		MBL	Pair



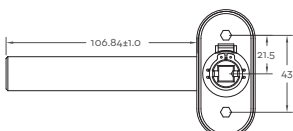
Front Profile



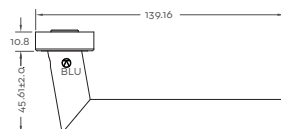
Side Profile



Rear Profile



Top Profile




Suited window handle available.  
See pages 100-101 for details.



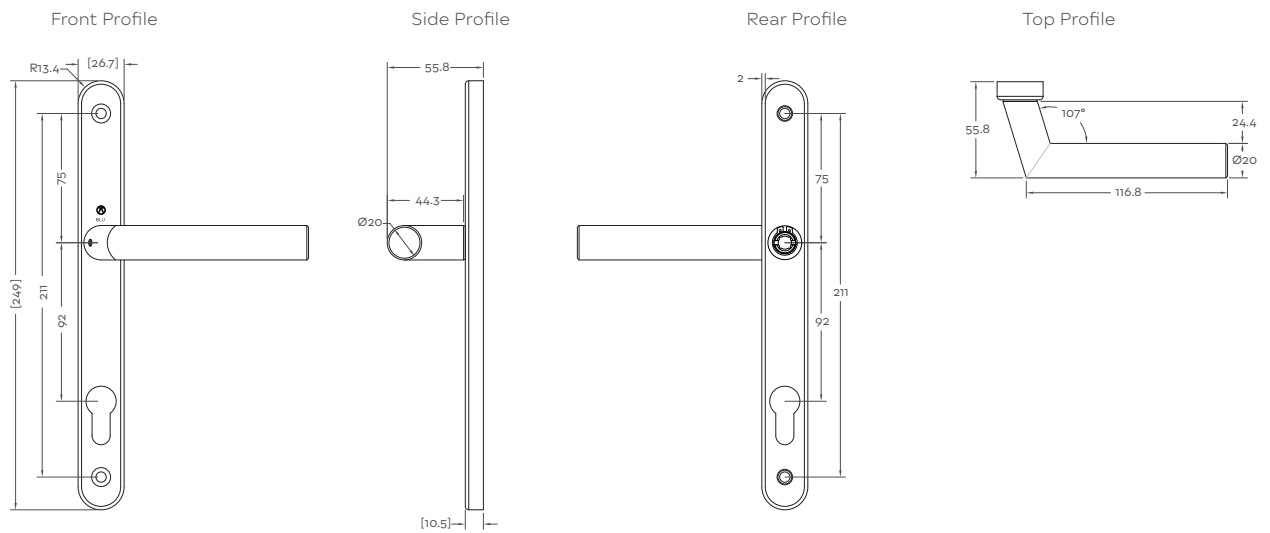
# AML096

## Kantel Angled Lever Door Handle on Backplate

- Ultra-slim 26mm backplate, perfect for narrow modern aluminium profiles.
- Dual sprung mechanism for smooth, solid operation.
- Visible fixings for quick, straightforward installation.



PART NUMBER	PRODUCT DESCRIPTION	FINISH	UNITS
AML096-SSS	Opera lever door handle on bevelled backplate	SSS	Pair
AML096-PSS		PSS	Pair
AML096-PSB		PSB	Pair
AML096-MBL		PBK	Pair



# Ergonomic Lever Door Handle

- Ergonomically designed lever door handle for multipoint lock.
- Solid 316 Stainless Steel lever.
- Ergonomic grip for additional comfort



## KM035

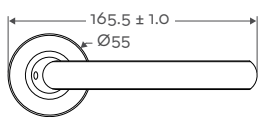


### Ergonomic Lever Door Handle on Round Rose

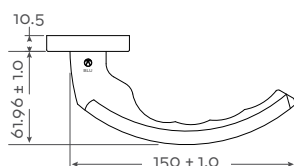
- High quality spring mechanism ensures quality handle operation and prevents handle sag.
- Durability tested to BS EN 1906:2012, Durability Grade 7 - 200,000 cycles.



Front Profile



Top Profile



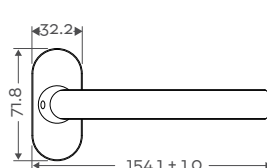
## KM930

### Ergonomic Lever Door Handle on Oval Rose

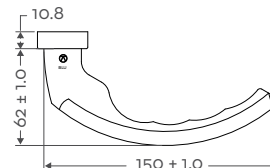
- High quality spring mechanism ensures quality handle operation and prevents handle sag.



Front Profile



Top Profile



Visit [www.coastal-group.com](http://www.coastal-group.com) for CAD drawings

PART NUMBER	PRODUCT DESCRIPTION	FINISH	UNITS
KM035-SSS	Ergonomic lever door handle on round rose	SSS	Pair

PART NUMBER	PRODUCT DESCRIPTION	FINISH	UNITS
KM930-SSS	Ergonomic lever door handle on oval rose	SSS	Pair
KM930-MBL		MBL	Pair



## KM130

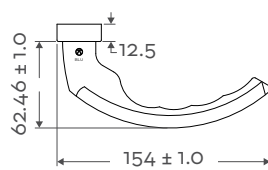
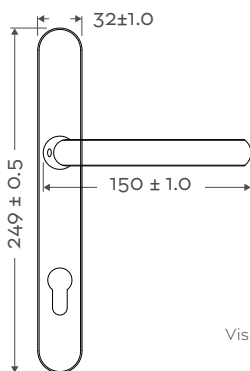
### Ergonomic Lever Door Handle on Backplate

- High quality spring cassette ensures quality handle operation and prevents handle sag.
- Durability tested to BS EN 1906:2012, Durability Grade 7 - 300,000 cycles.



Front Profile

Top Profile



Visit [www.coastal-group.com](http://www.coastal-group.com) for CAD drawings


PART NUMBER	PRODUCT DESCRIPTION	FINISH	UNITS
KM130-SSS	Ergonomic lever door handle on backplate	SSS	Pair
KM130-MBL		MBL	Pair



## EGC096

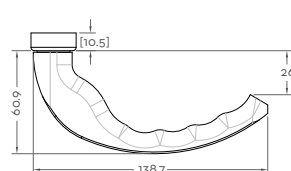
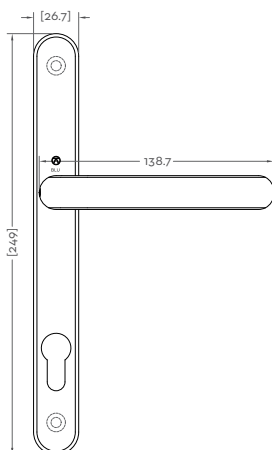
### Ergonomic Lever Door Handle on Slimline Backplate

- 26mm slimline backplate designed for modern aluminium profiles.
- Ergonomic lever design for a comfortable, secure grip.
- 316 marine grade stainless steel construction (including fixings) for strength and durability.
- Dual sprung action for smooth, premium operation.
- Visible fixings for quick, straightforward installation.



Front Profile

Top Profile



PART NUMBER	PRODUCT DESCRIPTION	FINISH	UNITS
EGC096-SSS	Opera lever door handle on bevelled backplate	SSS	Pair
EGC096-PSS		PSS	Pair
EGC096-PSB		PSB	Pair
EGC096-MBL		PBK	Pair

# Wing Lever Door Handle

- Sweeping lines of the Wing handle provide a comfortable, ergonomic lever door handle for multipoint lock.
- Clip-on cover conceals fixings.
- Solid 316 Stainless Steel lever.
- High quality spring mechanism ensures quality handle operation and prevents handle sag.



Dual Sprung



## WH900

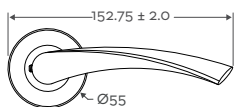
### Wing Lever Door Handle on Round Rose



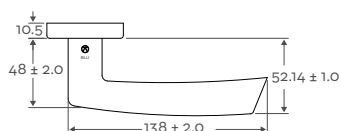
- Durability tested to BS EN 1906:2012, Durability Grade 7 - 200,000 cycles.



Front Profile



Top Profile



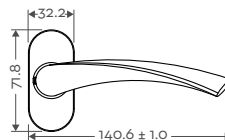
## WH990

### Wing Lever Door Handle on Oval Rose

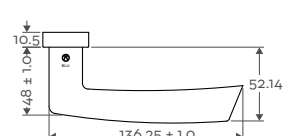
- Ideal for slim profiles.



Front Profile



Top Profile



Visit [www.coastal-group.com](http://www.coastal-group.com) for CAD drawings

PART NUMBER	PRODUCT DESCRIPTION	FINISH	UNITS
WH900-SSS	Wing lever door handle on round rose	SSS	Pair

PART NUMBER	PRODUCT DESCRIPTION	FINISH	UNITS
WH990-SSS	Wing lever door handle on oval rose	SSS	Pair



*"At Seasalt it's important that every customer has the best possible experience, and that starts with the styling of our shop fronts when it comes to our high street presence.*

*With many of our shops in seaside towns, the effects of the weather, including corrosion, can be an issue, which is why the BLU™ hardware range was chosen.*

*The appeal of the styling combined with the fact that every product is manufactured using corrosion-resistant 316 Marine Grade stainless steel means it is fit for purpose with the added benefit of a lifetime guarantee."*

Seasalt

# Door Handle Handing Method



## Right-Hand Handle shown

(As viewed from inside the property)

Door handles are handed as viewed from the inside, which hand you would typically use to open the door.

Handles are fixed from the inside - holes are on the internal handle and bolt through to the external handle.



# Patio Slide Door Handles

- Contemporary, high quality patio sliding door handle.
- Manufactured from solid 316 Marine Grade Stainless Steel.
- Ideal for use where corrosion levels are high such as coastal environments and with acidic timber.
- Part of a suited range of door and window hardware.



# KM9 Series

## Patio Door Handle



- Durability tested to BS EN 1906 and BS 8424
- Solid backplate for additional strength
- Compatible with Sobinco Penta and Yale locking systems.
- Non-handed design.
- Easy-to-operate latch.
- Various different handle configurations available.
- Handle can be detached from backplate via fixings on the back of the backplate to change the handing if needed.
- Black finish has been successfully salt spray tested to 1000 hours.



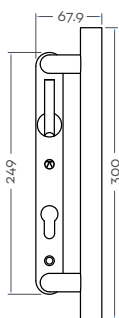
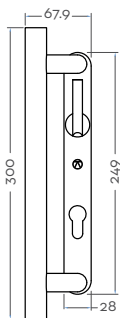
PART NUMBER	PRODUCT DESCRIPTION	FINISH	UNITS
KM905-SSS	Back-to-back blank plate handles	SSS	Set
KM905-MBL		MBL	Set
KM910-SSS	Back-to-back Euro cut-out backplates, no lever	SSS	Set
KM910-MBL		MBL	Set
KM920-SSS	Back-to-back lever & Euro cut-out handles	SSS	Set
KM920-MBL		MBL	Set
KM950-SSS	Internal lever & Euro cut-out handle and external blank plate handle	SSS	Set
KM950-MBL		MBL	Set



### Euro Cut-out with lever

External Handle

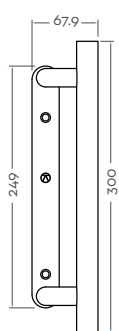
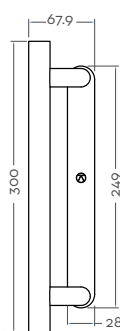
Internal Handle



### Blank Plate

External Handle

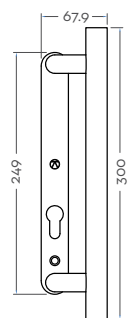
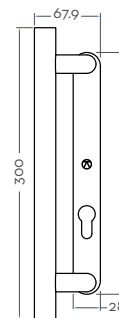
Internal Handle



### Euro Cut-out

External Handle

Internal Handle



Visit [www.coastal-group.com](http://www.coastal-group.com) for CAD drawings



*"We chose Coastal's BLU 316 Stainless Steel Patio Handles not only because of their durability for our tough environment, but because they are much better looking than the previous handles. Plus they're more in keeping with the style and environment of the hotel."*

Watergate Bay Hotel

# Straight Slide Door Handles

- Contemporary, high quality straight sliding door handle kits.
- Suitable for use with even the largest, heaviest inline straight sliders.
- Adaptable layout enables these kits to be used with different locking systems.
- Available with the pull handle inside and out, or a pull handle inside and a flush pull on the outside.
- Specially designed secret fixing method for multi-chambered aluminium profile.
- Manufactured from 316 Marine Grade Stainless Steel.
- Ideal for use where corrosion levels are high such as coastal environments and with acidic timber.
- Part of a suited range of door and window hardware.





# KM859

## Straight Slide Handle Kit Inline Round 'T' Bar



KM859-PAIR-SSS KIT

- 2 x HAB2-400mm - Inline Round 'T' Bar Pull Handle, Back-to-Back Fix - Fixings included
- 2 x KM250 - Patio Thumbturn
- 2 x KM045 - Oval Escutcheon
- 1 x FX-SP130-SQ-ZP - Square Spindle



KM859-SING-SSS KIT

- 1 x HAB2-400mm - Inline Round 'T' Bar Pull Handle, Secret Fix for Aluminium
- 1 x KM250 - Patio Thumbturn
- 1 x KM045 - Oval Escutcheon
- 1 x FP150 - Flush Pull
- 2 x FX-10030 - Secret Fix fixings



HAB2-400-BB-SSS

- 2 x HAB2-400mm - Inline Round 'T' Bar Pull Handle, Back-to-Back Fix - Fixings included



HAB2-KIT-400-SA-SSS

- 1 x HAB2-400mm - Inline Round 'T' Bar Pull Handle, Secret Fix for Aluminium
- 2 x FX-10030 - Secret Fix fixings

PART NUMBER	PRODUCT DESCRIPTION	FINISH	UNITS
KM859-PAIR-SSS	Inline round straight slide back-to-back fix handle kit	SSS	Kit
KM859-PAIR-MBL	Inline round straight slide back-to-back fix handle kit	MBL	Kit
KM859-SING-SSS	Inline round straight slide secret fix handle & flush pull kit	SSS	Kit
KM859-SING-MBL	Inline round straight slide secret fix handle & flush pull kit	MBL	Kit
HAB2-400-BB-SSS	400mm 'T' bar, back to back fix	SSS	Pair
HAB2-KIT-400-SA-SSS	400mm 'T' bar, secret fix, c/w fixings	SSS	Kit



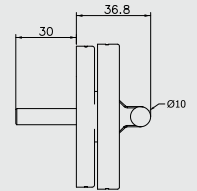
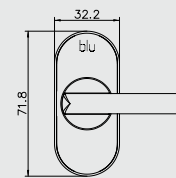
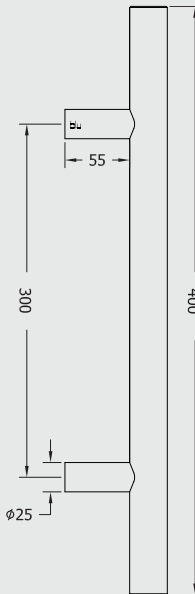
HAB2

KM250

Side Profile

Front Profile

Side Profile



KM045

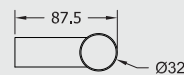
Front Profile

Side Profile



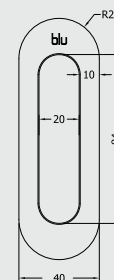
Top Profile

FP150



Front Profile

Side Profile





# KM850

## Straight Slide Handle Kit Offset Round 'T' Bar



KM850-PAIR-SSS KIT

- 2 x HAB66-400mm - Offset Round 'T' Bar Pull Handle, Back-to-Back Fix - Fixings included
- 2 x KM250 - Patio Thumbturn
- 2 x KM045 - Oval Escutcheon
- 1 x FX-SP130-SQ-ZP - Square Spindle



KM850-SING-SSS KIT

- 1 x HAB66-400mm - Offset Round 'T' Bar Pull Handle, Secret Fix for Aluminium
- 1 x KM250 - Patio Thumbturn
- 1 x KM045 - Oval Escutcheon
- 1 x FP150 - Flush Pull
- 2 x FX-10030 - Secret Fix fixings



HAB66-400-BB-SSS

- 2 x HAB66-400mm - Offset Round 'T' Bar Pull Handle, Back-to-Back Fix - Fixings included



HAB66-KIT-400-SA-SSS

- 1 x HAB66-400mm - Offset Round 'T' Bar Pull Handle, Secret Fix for Aluminium
- 2 x FX-10030 - Secret Fix fixings

PART NUMBER	PRODUCT DESCRIPTION	FINISH	UNITS
KM850-SING-SSS	Offset round straight slide secret fix handle & flush pull kit	SSS	Kit
KM850-SING-MBL		MBL	Kit
KM850-PAIR-SSS	Offset round straight slide back-to-back fix handle kit	SSS	Kit
KM850-PAIR-MBL		MBL	Kit
HAB66-400-BB-SSS	400mm offset 'T' bar, back to back fix	SSS	Pair
HAB66-KIT-400-SA-SSS	400mm offset 'T' bar, secret fix, c/w fixings	SSS	Kit



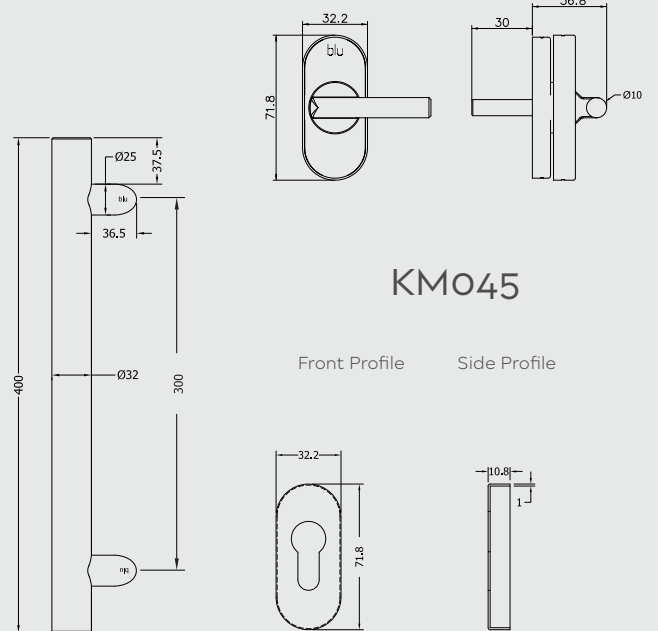
HAB66

KM250

Side Profile

Front Profile

Side Profile



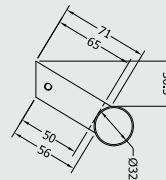
KM045

Front Profile

Side Profile

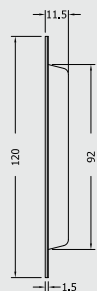
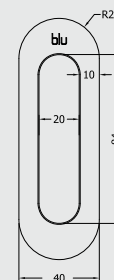
Top Profile

FP150



Front Profile

Side Profile





# KM853

## Straight Slide Handle Kit Inline Rectangular 'T' Bar



KM853-PAIR-SSS KIT

2 x HAB15-400mm - Inline Rectangular 'T' Bar Pull Handles, Back-to-Back Fix - Fixings included  
2 x KM280 - Patio Thumbturn  
2 x KM080 - Square Escutcheon  
1 x FX-SP130-SQ-ZP - Square Spindle



KM853-SING-SSS KIT

1 x HAB15-400mm - Inline Rectangular 'T' Bar Pull Handle, Secret Fix for Aluminium  
1 x KM280 - Patio Thumbturn  
1 x KM080 - Square Escutcheon  
1 x FP122 - Flush Pull  
2 x FX-10030 - Secret Fix fixings



HAB15-400-BB-SSS

2 x HAB15-400mm - Inline Rectangular 'T' Bar Pull Handles, Back-to-Back Fix - Fixings included



HAB15-KIT-400-SA-SSS

1 x HAB15-400mm - Inline Rectangular 'T' Bar Pull Handle, Secret Fix for Aluminium  
2 x FX-10030 - Secret Fix fixings

PART NUMBER	PRODUCT DESCRIPTION	FINISH	UNITS
KM853-SING-SSS	Inline Rectangular straight slide secret fix handle & flush pull kit	SSS	Kit
KM853-SING-MBL		MBL	Kit
KM853-PAIR-SSS	Inline Rectangular straight slide back-to-back fix handle kit	SSS	Kit
KM853-PAIR-MBL		MBL	Kit
HAB15-400-BB-SSS	400mm Rectangular 'T' bar, back to back fix	SSS	Pair
HAB15-KIT-400-SA-SSS	400mm Rectangular 'T' bar, secret fix, c/w fixings	SSS	Kit



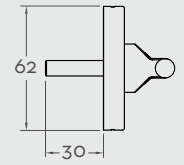
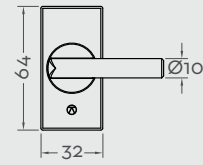
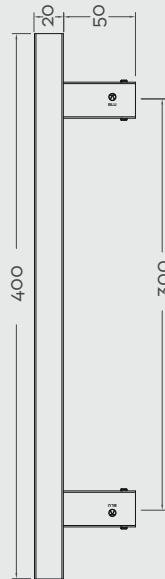
HAB15

KM280

Side Profile

Front Profile

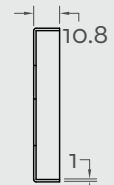
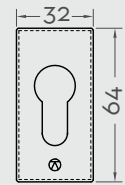
Side Profile



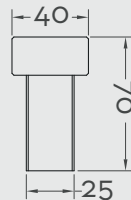
KM080

Front Profile

Side Profile



Top Profile

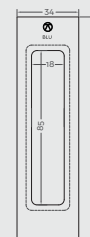


FP122

Front Profile

Side Profile

Top Profile





# KM856

## Straight Slide Handle Kit Offset Rectangular 'T' Bar



KM856-PAIR-SSS KIT

- 2 x HAB77-400mm - Offset Rectangular 'T' Bar Pull Handles, Back-to-Back Fix - Fixings included
- 2 x KM280 - Patio Thumbturn
- 2 x KM080 - Square Escutcheon
- 1 x FX-SP130-SQ-ZP - Square Spindle



KM856-PAIR-SSS KIT

- 1 x HAB77-400mm - Offset Rectangular 'T' Bar Pull Handle, Secret Fix for Aluminium
- 1 x KM280 - Patio Thumbturn
- 1 x KM080 - Square Escutcheon
- 1 x FP122 - Flush Pull
- 2 x FX-10030 - Secret Fix fixings



HAB77-400-BB-SSS

- 2 x HAB77-400mm - Offset Rectangular 'T' Bar Pull Handle, Back-to-Back Fix - Fixings included



HAB77-KIT-400-SA-SSS

- 1 x HAB77-400mm - Offset Rectangular 'T' Bar Pull Handle, Secret Fix for Aluminium
- 2 x FX-10030 - Secret Fix fixings

PART NUMBER	PRODUCT DESCRIPTION	FINISH	UNITS
KM856-SING-SSS	Offset rectangular straight slide secret fix handle & flush pull kit	SSS	Kit
KM856-SING-MBL	Offset rectangular straight slide secret fix handle & flush pull kit	MBL	Kit
KM856-PAIR-SSS	Offset rectangular straight slide back-to-back fix handle kit	SSS	Kit
KM856-PAIR-MBL	Offset rectangular straight slide back-to-back fix handle kit	MBL	Kit
HAB77-400-BB-SSS	400mm Offset 'T' bar, back to back fix	SSS	Pair
HAB77-KIT-400-SA-SSS	400mm Offset 'T' bar, secret fix, c/w fixings	SSS	Kit



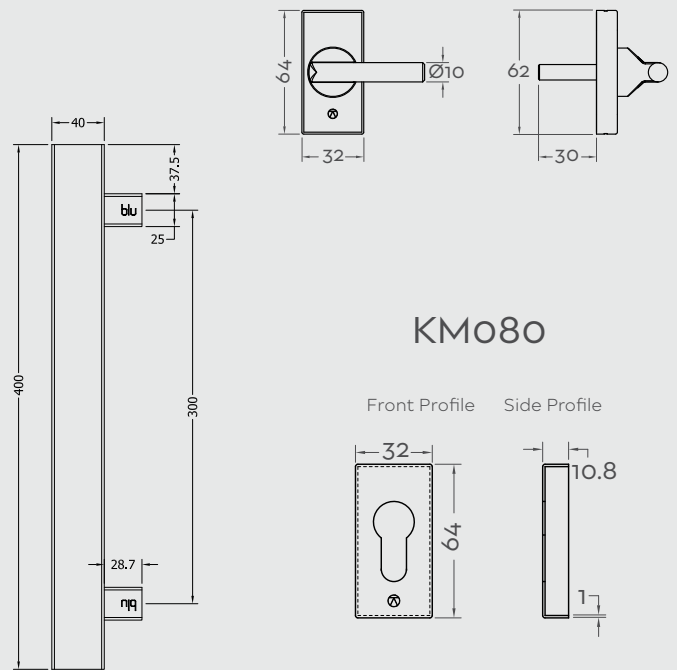
HAB77

KM280

Side Profile

Front Profile

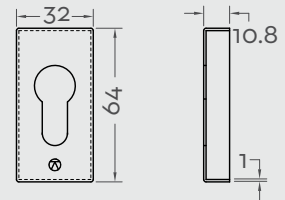
Side Profile



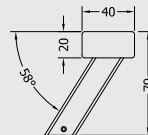
KM080

Front Profile

Side Profile



Top Profile

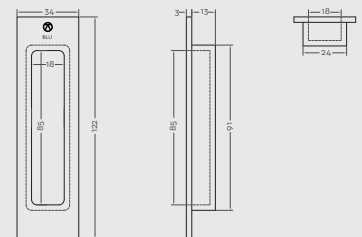


FP122

Front Profile

Side Profile

Top Profile





# Patio Thumbturn

- Ideal for instances where you simply need a small lever to operate the latch on your patio door.
- Can be used back-to-back with a longer spindle.
- Clip-on cover conceals fixings.
- EUIPO Protected Registered Design accreditation on KM250.
- Black finish has been successfully salt spray tested to 1000 hours.

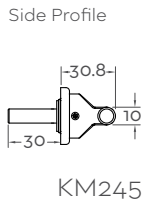
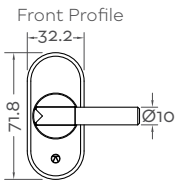
Note: These are not suitable for the YALE locking system as this uses a 7 x 7mm spindle



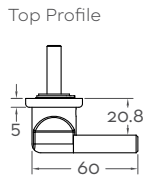
PART NUMBER	PRODUCT DESCRIPTION	FINISH	UNITS
KM200-SSS	Mini lever on round rose	SSS	Each
KM245-SSS	Mini lever on slimline oval rose	SSS	Each
KM250-SSS	Mini lever on oval rose	SSS	Each
KM250-MBL		MBL	Each
KM280-SSS	Mini lever on rectangular back plate	SSS	Each
KM280-MBL		MBL	Each



KM245

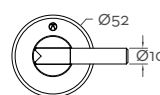


KM245

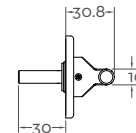


KM200

Front Profile

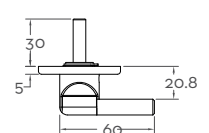


Side Profile



KM200

Top Profile

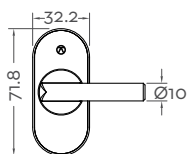


KM250

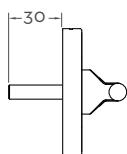


KM280

Front Profile

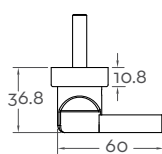


Side Profile

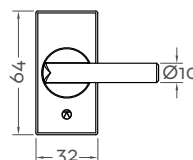


KM250

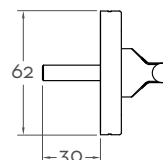
Top Profile



Front Profile

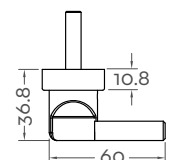


Side Profile



KM280

Top Profile



# Lift and Slide Door Handles

- Contemporary, high quality handle designed to operate lift and slide doors.
- Available in different handle configurations.
- Unique 2-stage click action for superior operation.
- Clip-on cover conceals fixings.
- Manufactured from 316 Marine Grade Stainless Steel.
- Ideal for use where corrosion levels are high such as coastal environments and with acidic timber.
- Part of a suited range of door and window hardware.



# KM7 Series

## Lift & Slide Door Handle


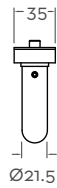
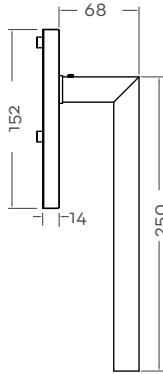


## Lever Handle

Front Profile

Side Profile

Top Profile


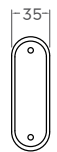
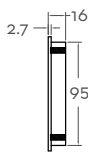


## Flush Pull

Front Profile

Side Profile

Rear Profile



Visit [www.coastal-group.com](http://www.coastal-group.com) for CAD drawings

PART NUMBER	PRODUCT DESCRIPTION	FINISH	UNITS
KM750B-SSS	Internal lever & Euro cut-out faceplate, external flush pull	SSS	Set
KM750B-MBL		MBL	Set
KM750B-PSB		PSB	Set
KM760B-SSS	Internal lever & blank faceplate, external flush pull	SSS	Set
KM780-SSS	Back-to-back lever handle & Euro cut-out faceplate	SSS	Set
KM780-MBL		MBL	Set
KM780-PSB		PSB	Set
KM790-SSS	Back-to-back lever handle & blank faceplate	SSS	Set





*"When we looked at the quality, location and style of the development at Carbis Bay, we needed a solution that not only offered faultless performance for the multiple lift and slide doors featured in the lodges, but that really looked at home on such a quality development.*


*But not only did it need to be aesthetically right, it had to withstand the high corrosive salt environment. There really were only one or two hardware manufacturers in the market that could meet the brief and BLU™ hardware was the obvious choice.*

*It was the combination of the quality, performance and look and feel that set BLU™ apart. The 316 Stainless Steel finish was also important and with the guaranteed anti-corrosion performance we knew we were recommending a solution that would meet their needs not just now but in the future."*

Harmony Profiles

# Bi-Fold Door Hardware

- Suited range of hardware for your bi-fold doors including the traffic door and folding leaves.
- Manufactured from 316 Marine Grade Stainless Steel.
- Ideal for use where corrosion levels are high such as coastal environments and with acidic timber.



# KM100

## Bi-Fold Door Flat Handle (Sprung)

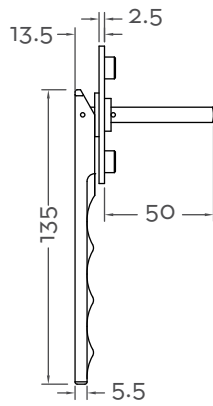
- Slimline pull-out lever handle to operate the shootbolts on the folding leaves of your bi-fold door sets.
- Ergonomic grip feature.
- Sprung for enhanced performance.



Front Profile



Side Profile



# KM115

## Bi-Fold Door Flat Handle with Euro Profile

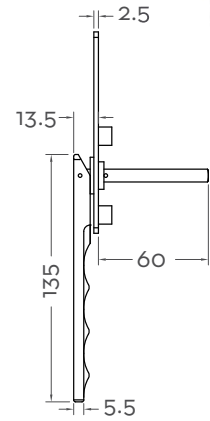
- As per KM100 handle but with euro profile cut-out on backplate.



Front Profile



Side Profile



Visit [www.coastal-group.com](http://www.coastal-group.com) for CAD drawings

PART NUMBER	PRODUCT DESCRIPTION	FINISH	UNITS
KM100-SSS	Bi-fold door handle - sprung	SSS	Each

PART NUMBER	PRODUCT DESCRIPTION	FINISH	UNITS
KM115-SSS	Bi-fold door handle with euro profile	SSS	Each





# Suited hardware for your Bi-fold traffic doors

Our range of Lever Door handles will be suitable to operate the multipoint lock on your bi-fold traffic door. Choose from either lever on backplate or lever on rose along with escutcheon option. A selection from our range is shown below but you can view our full range of lever door handles on pages 28-37 and the escutcheon on page 69.

## KM070

Mitre Lever Door Handle  
on Backplate (Unsprung)



## KM078

Mitre Lever Door Handle on  
Backplate (Dual Sprung)



## KM130

Ergonomic Lever Door Handle  
on Backplate



## KM045

Oval Escutcheon



## KM960

Mitre Lever Door Handle  
on Oval Rose



## KM930

Ergonomic Lever Door Handle  
on Oval Rose



## KM965

'T' Bar Lever Door Handle  
on Oval Rose



## WH990

Wing Lever Door Handle  
on Oval Rose



# Cylinder Pulls

- Bolt through fixings from the inside help prevent removal of the external cylinder pull.
- Easy to fit and suitable for use with Euro cylinders.
- Manufactured from 316 Marine Grade Stainless Steel.
- Ideal for use where corrosion levels are high such as coastal environments and with acidic timber.
- Part of a suited range of door and window hardware.






# CP30

## Classic Cylinder Pull



- High quality classic style euro cylinder pull.
- Back-to-back set.
- Black finish has been successfully salt spray tested to 1000 hours.

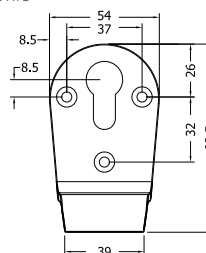


Also available in our DURATIQUÉ Stainless Steel Antique Hardware Range - see page 120.

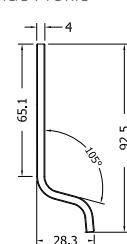


## Internal Cylinder Pull

Front Profile

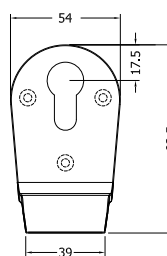


Side Profile

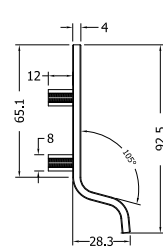


## External Cylinder Pull

Front Profile



Side Profile



Visit [www.coastal-group.com](http://www.coastal-group.com) for CAD drawings

PART NUMBER	PRODUCT DESCRIPTION	FINISH	UNITS
CP30-SSS	Back to back euro cylinder pull	SSS	Set
CP30-PSS		PSS	Set
CP30-PSB		PSB	Set
CP30-PPB		PPB	Set
CP30-MBL		MBL	Set

# CP50/CP53

## Contemporary Cylinder Pull Set

- High quality contemporary design euro cylinder pull.
- Back-to-back set.
- CP50 suits up to 75mm thick doors.
- CP53 suits up to 44mm thick doors.

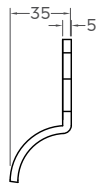
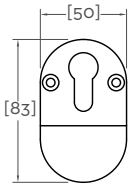


Front Profile

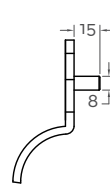
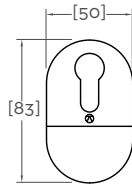
Side Profile

Front Profile

Side Profile



Internal  
Cylinder Pull



External  
Cylinder Pull



PART NUMBER	PRODUCT DESCRIPTION	FINISH	UNITS
CP50-SSS	Back to back euro cylinder pull, suits up to 75mm thick doors	SSS	Set
CP50-PSS		PSS	Set
CP50-MBL		MBL	Set
CP53-SSS	Back to back euro cylinder pull, suits up to 44mm thick doors	SSS	Set

# CP55

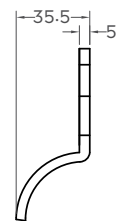
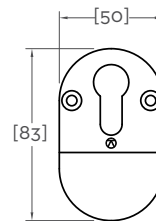
## Contemporary Cylinder Pull - Inside Pull only

- Single pull designed for use on the inside of the door.



Front Profile

Side Profile



Visit [www.coastal-group.com](http://www.coastal-group.com) for CAD drawings

PART NUMBER	PRODUCT DESCRIPTION	FINISH	UNITS
CP55-SSS	Inside only euro cylinder pull	SSS	Each

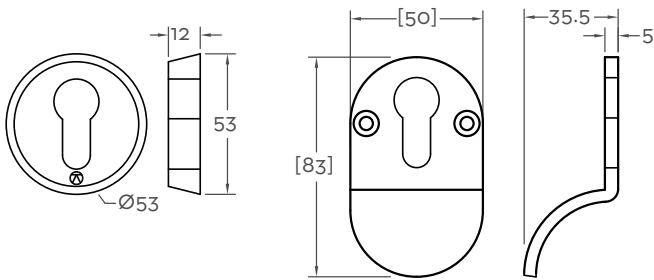
# CP80

## Internal Cylinder Pull with External Security Escutcheon

- High security, heavy duty escutcheon on the outside combined with a quality euro cylinder pull on the inside.
- Bevelled, anti-drill exterior escutcheon greatly increases the security of your door by helping to resist a snap attack on the euro cylinder.
- Manufactured from 316 Marine Grade Stainless Steel for extra durability.
- Bolt-through fixings from the inside to prevent removal from the outside.
- Ideal for use when a pull handle is used on the outside only.
- Suits up to 70mm thick doors.



Front Profile Side Profile Front Profile Side Profile



External

Internal

PART NUMBER	PRODUCT DESCRIPTION	FINISH	UNITS
CP80-SSS	Internal cylinder pull with external security escutcheon	SSS	Set

# CP76

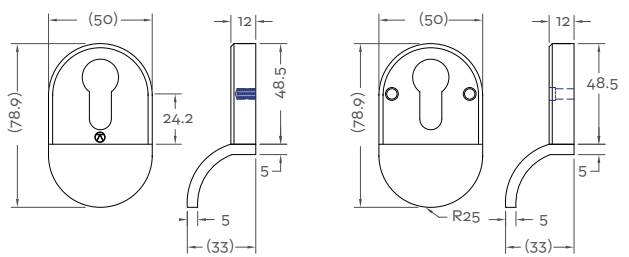
## Cylinder Pull Set



- 12mm thick backplate to accommodate standard cylinder sizes.
- Robust contemporary design.
- Bolt through fixings from the inside help prevent removal of the external cylinder pull.
- Ideal for use where corrosion levels are high such as coastal environments and with acidic timber.
- Manufactured from 316 Marine Grade Stainless Steel for extra durability.
- Part of a suited range of window hardware
- To suit doors up to 50mm thick, extension kit is available for thicker doors: FX-392 bolt receiver & FX-391 threaded bar.



Front Profile Side Profile Front Profile Side Profile



External Cylinder Pull

Internal Cylinder Pull

PART NUMBER	PRODUCT DESCRIPTION	FINISH	UNITS
CP76-SSS	Contemporary euro cylinder pull - thicker backplate	SSS	Set
CP76-PSS		PSS	Set
CP76-PSB		PSB	Set
CP76-PPB		PPB	Set
CP76-MBL		MBL	Set



## SE40 Security Escutcheon / Cylinder Pull Sets

- Escutcheon & cylinder pull sets designed with security in mind.
- Unique narrow profile designed for doors with a wide frame rebate.
- Successfully used in a PAS24 Security Test.
- High security external escutcheon or cylinder pull is designed to protect your euro cylinder from drilling or a snap attack.
- SE40-EXT-KIT will extend the bolt length to suit door thickness up to 64mm.

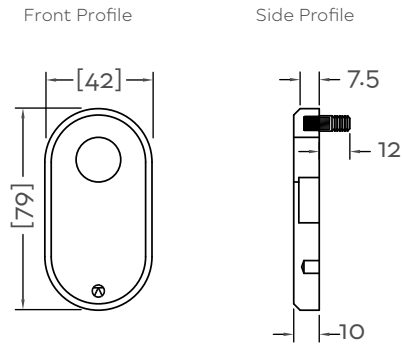


PART NUMBER	PRODUCT DESCRIPTION	FINISH	UNITS
SE40A-SSS	Ext. security escutcheon/ Internal cylinder pull	SSS	Set
SE40B-SSS	Ext. security escutcheon/ Internal escutcheon	SSS	Set
SE40C-SSS	Ext. security cylinder pull/ Internal escutcheon	SSS	Set
SE40D-SSS	Ext. security cylinder pull/ Internal cylinder pull	SSS	Set



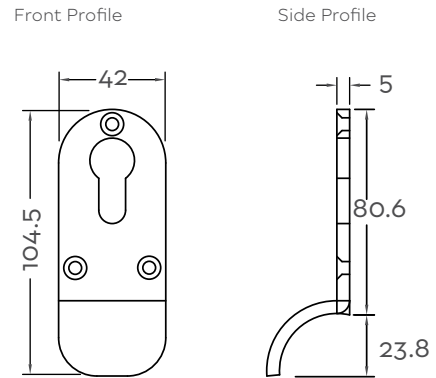
## External Security Escutcheon

(used in SE40A & SE40B)



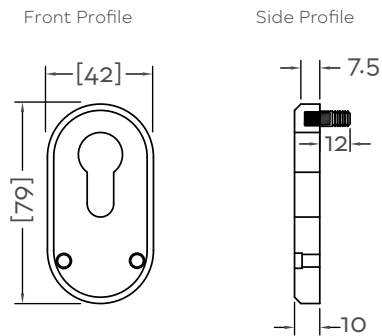
## Internal Escutcheon

(used in SE40B & SE40C)



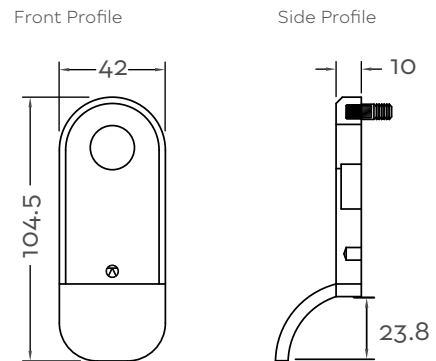
## External Security Cylinder Pull

(used in SE40C & SE40D)



## Internal Cylinder Pull

(used in SE40A & SE40D)



*"The Eurocell PVC door frame profile was causing us problems when we were asked to install cylinder pulls due to the extra depth of the rebate. The SE40 not only solved this problem with its special narrow design, but also ensured that we met security standards. It also has the added benefit of a satin stainless finish which matches the bar handles and other furniture on our doors.*

*The other nice thing is that they are also available in multiple escutcheon/cylinder pull configurations, which gives our customers more options to meet their needs."*

Weatherbreak Windows Ltd

# Esutcheng

- Suitable for use with Euro profile cylinders.
- Designed to enhance the security of your door.
- Manufactured from 316 Marine Grade Stainless Steel.
- Ideal for use where corrosion levels are high such as coastal environments and with acidic timber.
- Part of a suited range of door and window hardware.





## KM045



### Oval Escutcheon

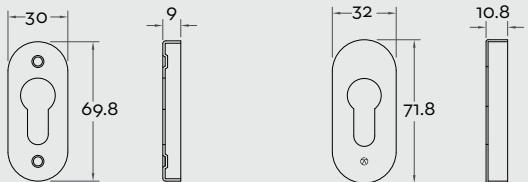
- Ideal for use on narrow frame profiles.
- Clip-on cover conceals fixings.
- Black finish has been successfully salt spray tested to 1000 hours.



Fixing Plate

Cover Plate

Front Profile    Side Profile    Front Profile    Side Profile



Visit [www.coastal-group.com](http://www.coastal-group.com) for CAD drawings

PART NUMBER	PRODUCT DESCRIPTION	FINISH	UNITS
KM045B-SSS	Oval euro profile escutcheon	SSS	Each
KM045B-PSS		PSS	Each
KM045B-PSB		PSB	Each
KM045B-MBL		MBL	Each

## KM055



### Round Escutcheon

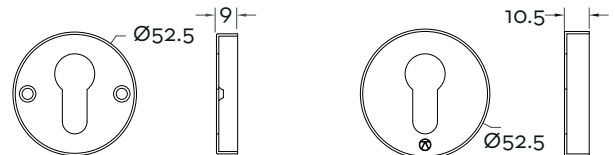
- Clip-on cover conceals fixings.
- Black finish has been successfully salt spray tested to 1000 hours.



Fixing Plate

Cover Plate

Front Profile    Side Profile    Front Profile    Side Profile



PART NUMBER	PRODUCT DESCRIPTION	FINISH	UNITS
KM055B-SSS	Round euro profile escutcheon	SSS	Each
KM055B-PSS		PSS	Each
KM055B-PSB		PSB	Each
KM055B-PPB		PPB	Each
KM055B-MBL		MBL	Each

## KM056

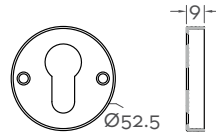
### Square Escutcheon

- Contemporary style which suites well with our Square and Rectangular Pull Handle range.
- Clip-on cover conceals fixings.



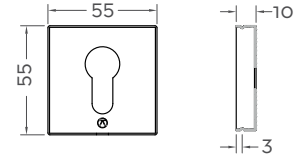
### Fixing Plate

Front Profile    Side Profile



### Cover Plate

Front Profile    Side Profile



PART NUMBER	PRODUCT DESCRIPTION	FINISH	UNITS
KM056-SSS	Square euro profile escutcheon	SSS	Each
KM056-MBL		MBL	Each

## KM080

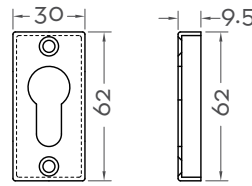
### Rectangular Escutcheon

- A contemporary rectangular escutcheon suitable for euro profile cylinders
- Fixings concealed behind clip-on cover



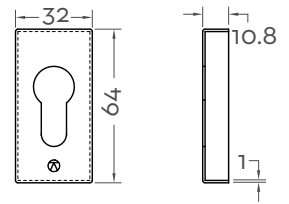
### Fixing Plate

Front Profile    Side Profile



### Cover Plate

Front Profile    Side Profile



PART NUMBER	PRODUCT DESCRIPTION	FINISH	UNITS
KM080-SSS	Rectangular euro profile escutcheon	SSS	Each
KM080-PSB		PSB	Each
KM080-MBL		MBL	Each

## SE35

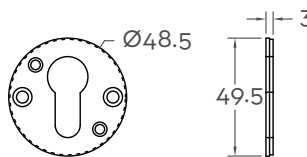
### Slimline Escutcheon

- A slimline round escutcheon suitable for euro profile cylinders.
- Clip-on cover conceals fixings.



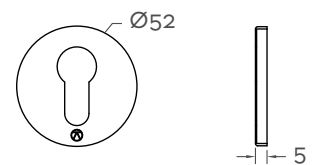
### Fixing Plate

Front Profile    Side Profile



### Cover Plate

Front Profile    Side Profile



PART NUMBER	PRODUCT DESCRIPTION	FINISH	UNITS
SE35-SSS	Slimline round euro profile escutcheon	SSS	Each

Also available in our DURATIQUE Stainless Steel Antique Hardware Range - see page 114.

## KM945

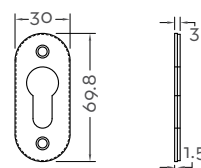
### Slimline Oval Euro Escutcheon

- Ideal for use on narrow frame profiles.
- Fixings concealed behind clip-on cover.



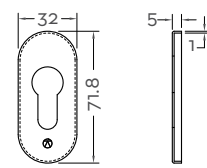
### Fixing Plate

Front Profile    Side Profile



### Cover Plate

Front Profile    Side Profile



PART NUMBER	PRODUCT DESCRIPTION	FINISH	UNITS
KM945-SSS	Slimline oval euro profile escutcheon	SSS	Each



# SE38

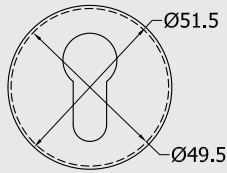
## Security Escutcheon

- High security, heavy duty escutcheon.
- External security escutcheon is anti-drill and bevelled to help prevent unlawful removal of cylinder.
- Greatly increases the security of your door by helping to resist a snap attack on the euro cylinder.
- Suits up to 57mm thick doors.

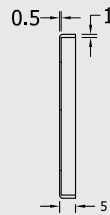


### Internal

Front Profile

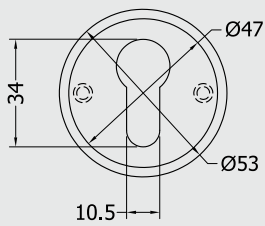


Side Profile

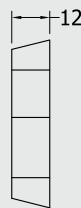


### External

Front Profile

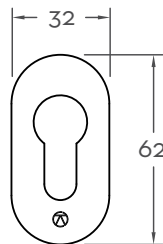


Side Profile

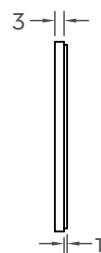


PART NUMBER	PRODUCT DESCRIPTION	FINISH	UNITS
SE38-SSS	Back-to-back security escutcheon	SSS	Set

## KM048



Front Profile



Side Profile

## KM048/KM058


### Self-Adhesive Escutcheon

- A very thin profile escutcheon suitable for euro profile cylinders.
- Can be rebated into the door for a flush finish.
- Self-adhesive weatherproof invisible fixing method.

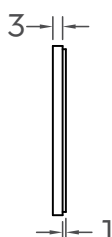
## KM058



Front Profile



Side Profile



Visit [www.coastal-group.com](http://www.coastal-group.com) for CAD drawings

PART NUMBER	PRODUCT DESCRIPTION	FINISH	UNITS
KM048-SSS	Self-adhesive oval escutcheon	SSS	Each
KM058-SSS	Self-adhesive round escutcheon	SSS	Each

# Letter Plates

- High quality sleeved letter plate designed to suit both classic, heritage and contemporary style doors.
- Achieved 'Best in Class' BS6375-1 Weather Test results against air, wind and water.
- Integral gaskets, brushes and telescopic liner for enhanced weather and draught protection.
- Successfully used in a PAS24 Security Test.
- Built-in inner security flap to help prevent a 'fishing' attack.
- Enhanced design includes extra security retainer brackets to prevent bowing and/or prising off of letter plate.
- Designed and built in the UK to ensure consistency of quality.
- Manufactured from 316 Marine Grade Stainless Steel for extra durability.
- Ideal for use where corrosion levels are high such as coastal environments and with acidic timbers.
- Part of a suited range of door and window hardware.
- PBK finish has been successfully salt spray tested to 1000 hours, test: ASTM B117:2019.



**MADE IN THE UK**



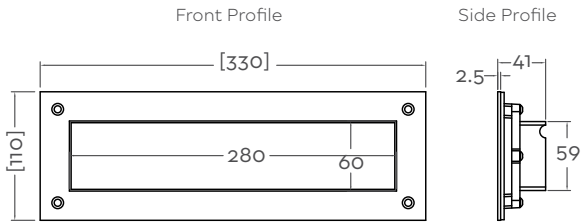
PART NUMBER	PRODUCT DESCRIPTION	FINISH	UNITS
LP400-SSS	BLU™ 316 Grade Stainless Steel - to suit door thickness up to 68mm	SSS	Each
LP400-PSS		PSS	Each
LP400-PSB		PSB	Each
LP400-PPB		PPB	Each
LP400-MBL		MBL	Each

# LP400

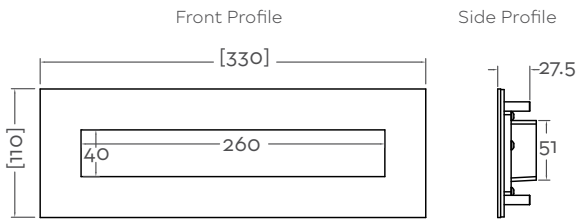
## Sleeved Letter Plate



- Air Permeability: BS EN 12207:2000, 600 Pa, Class 4
- Water Tightness: BS EN 12208:2000, 6000 Pa, Class A9
- Wind Resistance: BS EN 12210:2001, 3000 Pa, Class A5
- Suits door thickness up to 68mm.
- For doors between 68 - 88mm thick you'll also need a sleeve extender (CX-LP400-SE), threaded bar (FX-391-55-USS) and connector sleeve (FX-392-USS).



Internal Component

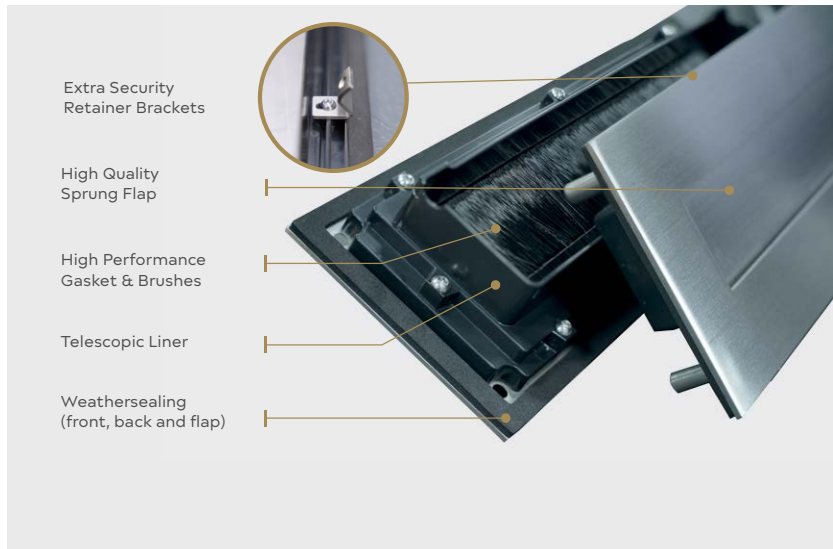


External Component

Visit [www.coastal-group.com](http://www.coastal-group.com) for CAD drawings



Also available in our DURATIQUÉ Stainless Steel Antique Hardware Range - see page 120.





*"I searched for a long time trying to find a replacement letter plate that would not only stop the rain, but also the cold wind, whilst at the same time matching the rest of the brushed stainless steel hardware.*

*Eventually I saw the BLU™ LP400 Letter Plate which looked just the job to rectify the problems I was having with driving rain and wind coming through my previous letter plate.*

*The LP400 from BLU™ is easily the best letter plate on the market and has really impressed me with it's high quality manufacture and perfect function.*

*Now it's fitted I have total faith that the worst of the Scottish weather is being kept outside."*

Scottish Homeowner

## Door Knobs

- Fixed door knobs for use on entrance doors.
- Strong enough to open and close the door.
- Includes a location pin to help prevent unwanted spinning of the door pull.
- Supplied with bolt through fixing.
- Manufactured from 316 Marine Grade Stainless Steel.
- Ideal for use where corrosion levels are high such as coastal environments and with acidic timber.
- Part of a suited range of door and window hardware.



# Round Door Knob

- Fixed round door knob.
- Manufactured from solid 316 Marine Grade Stainless Steel for extra durability.
- Can be used as a back-to-back, 2 set will be required.
- Appropriate fixing kit required.
- Black finish has been successfully salt spray tested to 1000 hours.

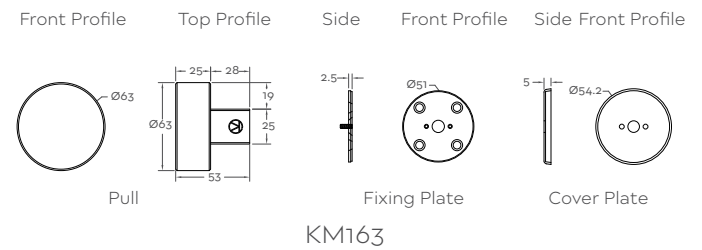
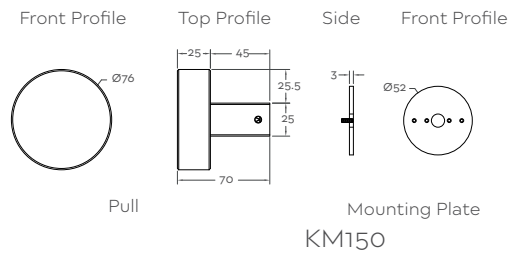


**KM163**  
63mm Round



**KM150**  
76mm Round

PART NUMBER	PRODUCT DESCRIPTION	FINISH	UNITS
KM150-UF-SSS	76mm diameter round door knob	<b>SSS</b>	Each
KM150-UF-MBL		<b>MBL</b>	Each
KM163-UF-SSS	63mm diameter round door knob	<b>SSS</b>	Each
KM163-UF-MBL		<b>MBL</b>	Each



# Square Door Knob

- Fixed square door knob.
- Manufactured from solid 316 Marine Grade Stainless Steel for extra durability.
- Can be used as a back-to-back set, 2 set will be required.
- Appropriate fixing kit required.
- MBL finish has been successfully salt spray tested to 1000 hours, test: BS EN 60068-2-11:1999.

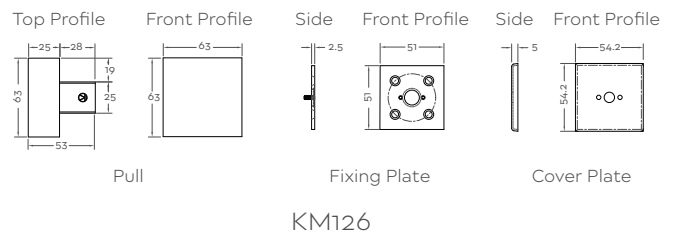
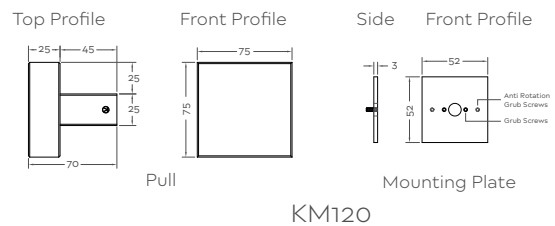


**KM126**  
63mm Square



**KM120**  
75mm Square

PART NUMBER	PRODUCT DESCRIPTION	FINISH	UNITS
KM120-UF-SSS	75 x 75mm square door knob	<b>SSS</b>	Each
KM120-UF-MBL		<b>MBL</b>	Each
KM126-UF-SSS	63 x 63mm square door knob	<b>SSS</b>	Each
KM126-UF-MBL		<b>MBL</b>	Each



**FIXING KIT**  
Sold Separately

Bolt Fixing  
FX-SNG-UF-FK-BF  
SSS or PBK finish



Back-To-Back Fixing  
FX-SNG-UF-FK-BB



Secret Fixing - Timber  
FX-SNG-UF-FK-SF



Secret Fixing - Aluminium  
FX-SNG-10030-BLU





# KM388

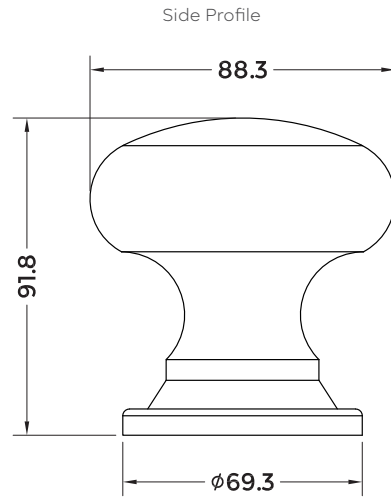

## Centre Door Knob



- Fixed round centre classic door knob.
- Mounted on round rose.
- Solid 316 Stainless Steel.
- Black finish has been successfully salt spray tested to 1000 hours.
- Supplied with secret fix and bolt-through fixing



Also available in our DURATIQUE Stainless Steel Antique Hardware Range - see page 120.



Visit [www.coastal-group.com](http://www.coastal-group.com) for CAD drawings

PART NUMBER	PRODUCT DESCRIPTION	FINISH	UNITS
KM388-SSS	Centre door knob	SSS	Each
KM388-PSS		PSS	Each
KM388-PSB		PSB	Each
KM388-PPB		PPB	Each
KM388-MBL		MBL	Each

# Door Knockers

- Manufactured from solid 316 Marine Grade Stainless Steel.
- Ideal for use where corrosion levels are high such as coastal environments and with acidic timber.
- Part of a suited range of door and window hardware.





# DKB250

## Ring Door Knocker

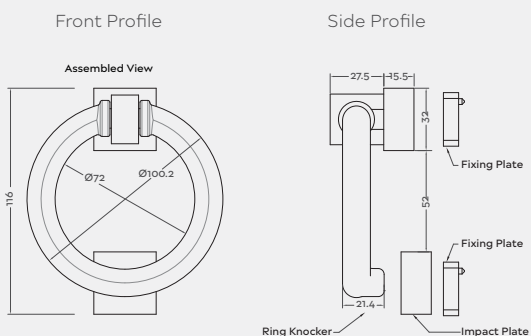


- High quality classic ring door knocker and striker plate.
- Secret fix and bolt-through security fixings.
- Includes a location pin to help prevent unwanted spinning of the knocker.
- Black finish has been successfully salt spray tested to 1000 hours.

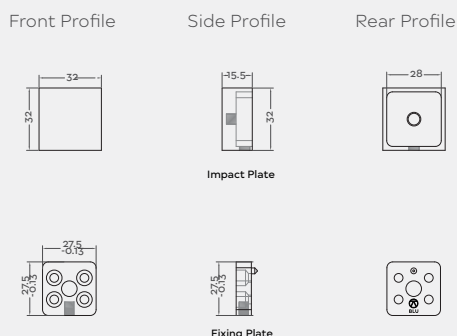
PART NUMBER	PRODUCT DESCRIPTION	FINISH	UNITS
DKB250-SSS	Ring door knocker	SSS	Each
DKB250-PSS		PSS	Each
DKB250-PSB		PSB	Each
DKB250-PPB		PPB	Each
DKB250-MBL		MBL	Each



## Ring Knocker



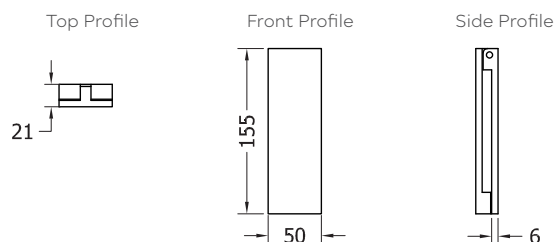
## Striker Plate



# DKB155

## Door Knocker

- High quality contemporary door knocker and striker plate.
- Bolt-through security fixings.



PART NUMBER	PRODUCT DESCRIPTION	FINISH	UNITS
DKB155-SSS	Door knocker	SSS	Each

# DKB195



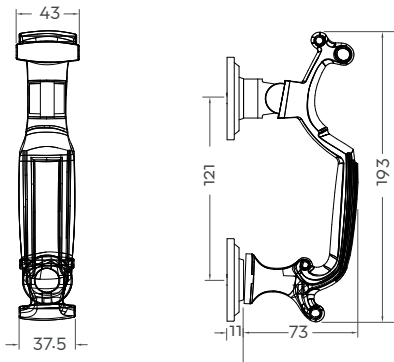
## Doctors Front Door Knocker

- Doctors front door knocker and strike plate.
- Secret fix and bolt-through security fixings.
- Black finish has been successfully salt spray tested to 1000 hours.



Front Profile

Side Profile



Visit [www.coastal-group.com](http://www.coastal-group.com) for CAD drawings

PART NUMBER	PRODUCT DESCRIPTION	FINISH	UNITS
DKB195-SSS	Doctors front door knocker	SSS	Each
DKB195-PSS		PSS	Each
DKB195-PSB		PSB	Each
DKB195-PPB		PPB	Each
DKB195-MBL		MBL	Each



# 316

## Numerals & Letters

- Manufactured from 316 Marine Grade Stainless Steel.
- Ideal for use where corrosion levels are high such as coastal environments and with acidic timber.
- Part of a suited range of door and window hardware.



### BLN

#### Numerals and Letters

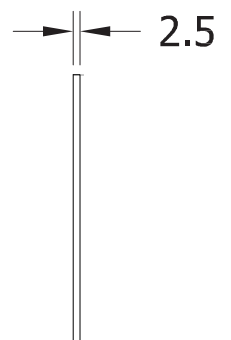
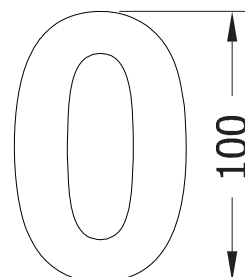
- Keep the aesthetics of your door consistent.
- Contemporary style font.
- Unique, weatherproof, self-adhesive, invisible fixing method, sticks to most surfaces.
- Quick and easy to install.

PART NUMBER	PRODUCT DESCRIPTION	FINISH	UNITS
BLN0-SSS	Number 0 self-adhesive door numeral	SSS	Each
BLN1-SSS	Number 1 self-adhesive door numeral	SSS	Each
BLN2-SSS	Number 2 self-adhesive door numeral	SSS	Each
BLN3-SSS	Number 3 self-adhesive door numeral	SSS	Each
BLN4-SSS	Number 4 self-adhesive door numeral	SSS	Each
BLN5-SSS	Number 5 self-adhesive door numeral	SSS	Each
BLN6-SSS	Number 6 or 9 self-adhesive door numeral	SSS	Each
BLN7-SSS	Number 7 self-adhesive door numeral	SSS	Each
BLN8-SSS	Number 8 self-adhesive door numeral	SSS	Each
BLNA-SSS	Letter A self-adhesive door letter	SSS	Each
BLNB-SSS	Letter B self-adhesive door letter	SSS	Each
BLNC-SSS	Letter C self-adhesive door letter	SSS	Each
BLND-SSS	Letter D self-adhesive door letter	SSS	Each



Front Profile

Side Profile



Visit [www.coastal-group.com](http://www.coastal-group.com) for CAD drawings

# Flush Pulls

- Flush pull for straight sliding and folding sliding doors.
- Manufactured from 316 Marine Grade Stainless Steel.
- Ideal for use where corrosion levels are high such as coastal environments and with acidic timber.
- Part of a suited range of door and window hardware.

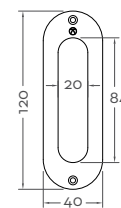
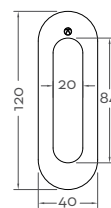


## FP120/FP150 Radiused End Door Flush Pulls



Front Profile

Side Profile Top Profile



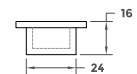
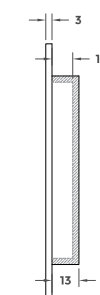
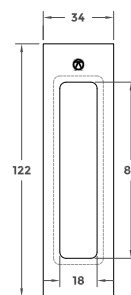
FP150

FP120

Front Profile

Side Profile

Top Profile



FP122

## FP122 Square End Door Flush Pull



PART NUMBER	PRODUCT DESCRIPTION	FINISH	UNITS
FP120-SSS	120 x 40mm screw fix	SSS	Each
FP150-SSS	120 x 40mm glue fix	SSS	Each
FP150-MBL		MBL	Each
FP122-SSS	Square end door flush pull	SSS	Each
FP122-MBL		MBL	Each

# Door Hinges



- A hinge that won't rust or corrode even in harsh environments or acidic timber - all components made from high quality 316 Marine Grade Stainless Steel.
- Won't leak oil or grease - the self-lubricating phosphor bronze washers mean there is no oil required.
- Won't collapse and make your door drop - components are CNC precision engineered to provide a smooth friction operation.
- HQ4 version successfully used on PAS24 tests without the need of a hinge dogbolt - due to the integral strength of the hinge.
- Guaranteed to last for the lifetime of the door.
- Provides complete customer peace of mind and no more expensive site call backs.



# HQ4 Hinge & Shimwell Packer Range manufactured from Solid 316 Marine Grade Stainless Steel Components

## Washers


Self-lubricating phosphor bronze

## Bushes

Solid 316 Marine Grade Stainless Steel


## Hinge Pin

Solid 316 Marine Grade Stainless Steel



## Hinge Leaf

Solid 316 Marine Grade Stainless Steel



*"Used the HQ4 recently on door sets 2.4m high x 2.6m wide and the central set were a whopping 4.2m high, with each door weighing 160kg! A good tribute to the HQ4 hinges."*

*Smith & Chambers*

# HQ4/HQ4R Hinge



- Clean lined, triple knuckle butt hinge with a 3mm gap.
- Manufactured from 316 Marine Grade Stainless Steel for extra durability.
- Successfully used on PAS24 tests without the need of a hinge dogbolt - due to the integral strength of the hinge.
- No leaf play ensures accurate and consistent fit.
- Durability tested to 120kg over 3 hinges - 200,000 cycles.
- Part of a suited range of door and window hardware.
- Works well with Shimwell™ Hinge Packer System.

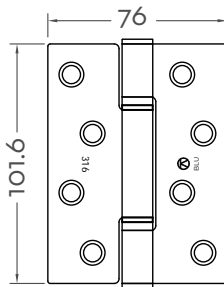


## HQ4

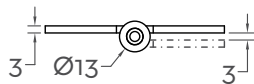
### Butt Hinge - Square Corner



Front Profile



Top Profile

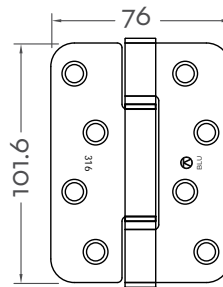


## HQ4R

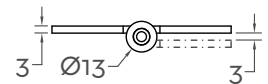
### Butt Hinge - Radius Corner



Front Profile



Top Profile



PART NUMBER	PRODUCT DESCRIPTION	FINISH	UNITS
HQ4-SSS	Butt hinge - square corner	SSS	Each
HQ4-PSS		PSS	Each
HQ4-PSB		PSB	Each
HQ4-PPB		PPB	Each
HQ4-MSB		MSB	Each
HQ4-ORB		ORB	Each
HQ4-WH		WH	Each

PART NUMBER	PRODUCT DESCRIPTION	FINISH	UNITS
HQ4R-SSS	Butt hinge - radius corner	SSS	Each
HQ4R-PSS		PSS	Each
HQ4R-PSB		PSB	Each
HQ4R-PPB		PPB	Each
HQ4R-MSB		MSB	Each
HQ4R-ORB		ORB	Each
HQ4R-WH		WH	Each

Shimwell™ Hinge Packer System - see page 91.



# HQ4-SEC

## Butt Hinge with Dogbolt

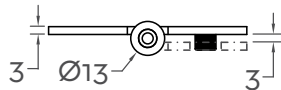
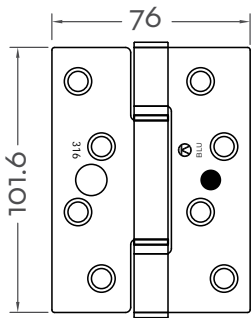


- Security dogbolt feature prevents removal of door leaf if hinge knuckle is attacked.
- Clean lined, triple knuckle butt hinge with a 3mm gap.
- No leaf play ensures accurate and consistent fit.
- Durability tested to 120kg over 3 hinges - 200,000 cycles.
- Works well with Shimwell™ Hinge Packer System.



Front Profile

Side Profile



PART NUMBER	PRODUCT DESCRIPTION	FINISH	UNITS
HQ4-SEC-SSS	Butt hinge - Square corner with dogbolt	SSS	Each

# HQ45

## Projection Hinge

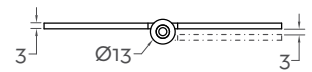
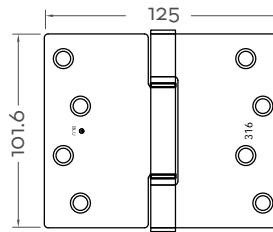


- Projects door away from frame when open helping to clear obstructions.
- Clean lined, triple knuckle butt hinge with a 3mm gap.
- No leaf play ensures accurate and consistent fit.
- Durability tested to 100,000 cycles on 160kg door over 3 hinges.
- PBK finish has been successfully salt spray tested to 1000 hours, test: ASTM B117:2019.
- Works well with Shimwell™ Hinge Packer System.




Front Profile

Side Profile



PART NUMBER	PRODUCT DESCRIPTION	FINISH	UNITS
HQ45-SSS	Projection hinge - Square corner	SSS	Each
HQ45-PSS		PSS	Each
HQ45-PSB		PSB	Each
HQ45-PPB		PPB	Each
HQ45-PBK		PBK	Each



*"The BLU HQ4 Hinge are our hinge of choice due to their high quality look and performance. They are built to last and mean we no longer have the problems of customers coming back to us 3 - 4 years later saying the hinge has fallen to pieces with the constant opening and closing of the door. These hinges have taken our product to another level."*

R & E Falkingham




For use with HQ4 / HQ4R / HQ4-SEC / HQ45 hinges

Front Profile



Side Profile



PART NUMBER	PRODUCT DESCRIPTION	FINISH	UNITS
HQ-405-R-USS	HQ4 0.5mm Shimwell packer	USS	Pack 50
HQ-410-R-USS	HQ4 1mm Shimwell packer	USS	Pack 50
HQ-420-R-USS	HQ4 2mm Shimwell packer	USS	Pack 50

## HQ

### Shimwell™ Hinge Packers

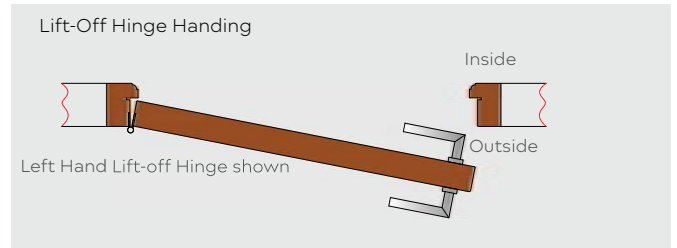
- Your solution to timber doors jamming and binding.
- Unlike traditional packers, the Shimwell will not compress and cause the door to sag over time.
- Suitable for use with the BLU™ hinge variants.
- Shimwells™ should be installed by the joiner when initially fitting the door. They enable quick and easy adjustments when the door swells, ending the inconvenience of having to plane the door down to release the bind. Simply loosen the hinge screws, and remove the 0.5mm, 1mm or 2mm Shimwells™ to bring the door back into alignment.
- Each Shimwell™ moves the hinge pin in between 0.5 – 2.0mm and can be used in pairs to create a larger shim to suit more severe gaps.
- Made from 316 Marine Grade Stainless Steel.

# HQ50

## Lift-off Hinge - Half Leaf

- High quality 316 Stainless Steel lift-off hinge.
- Enables door to be removed without unscrewing the leaf itself.
- Hinge location can be automatically machined at the factory or on-site using a routing jig.
- Self-lubricating phosphor bronze washers to ensure no messy oil leaks.
- Weight capacity - 120kg using 3 hinges.

PART NUMBER	PRODUCT DESCRIPTION	FINISH	UNITS
HQ50-LH-SSS	Lift-off hinge - round corner	SSS	Each
HQ50-RH-SSS		SSS	Each
HQ50-LH-PSS		PSS	Each
HQ50-RH-PSS		PSS	Each
HQ50-LH-PSB		PSB	Each
HQ50-RH-PSB		PSB	Each
HQ50-LH-PPB		PPB	Each
HQ50-RH-PPB		PPB	Each
HQ50-LH-MBL		MSB	Each
HQ50-LH-MBL		MSB	Each



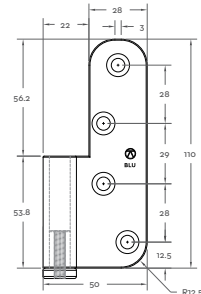
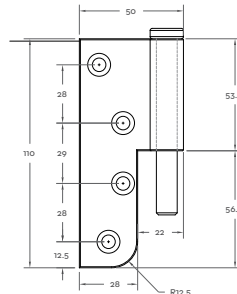
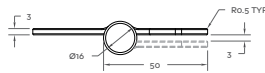
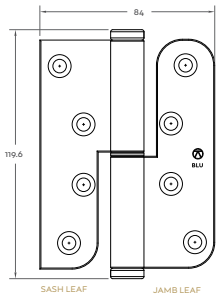
HQ50 are handed products - the hinge leaf with the pin is fitted to the frame, the other half with the receiving hole is fitted to the door, allowing the door to be lifted off.

To define hinge handing, view the door with the hinge knuckle facing towards you; if the hinges are on the left then these are left hand hinges as per drawing shown on the left.



Front Profile


Side Profile



## Door Butt Hinge Quantity Guide

The following is a guide to the number of hinges required per door depending on height and width:

DOOR HEIGHT (mm)	DOOR WIDTH (mm)				
	<700	701 - 800	801 - 900	901 - 1000	1001 - 1100
< 2000	3	3	3	3	4
2001 - 2100	3	3	3	3	4
2101 - 2200	3	3	3	4	4
2201 - 2300	4	4	4	4	5
2301 - 2400	4	4	4	5	5
2401 - 2500	5	5	5	5	
2501 - 2600	5	5	5		



# Window Hinges

- A hinge that won't rust or corrode even in harsh environments or acidic timber - all components made from high quality 316 Marine Grade Stainless Steel.
- Won't collapse and make your window drop - components are CNC precision engineered to provide a smooth friction operation.
- Guaranteed to last for the lifetime of the window.
- Provides complete customer peace of mind and no more expensive site call backs.



# HX Stormproof Hinge

- High quality stainless steel butt type hinge for stormproof timber windows.



## HX50 Stainless Steel Stormproof Hinge



## HX60 Stainless Steel Stormproof Hinge



Front Profile

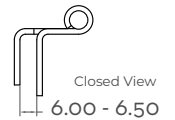
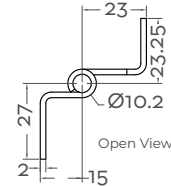
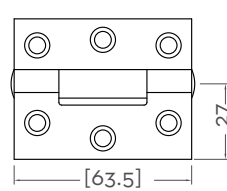
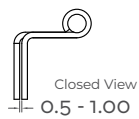
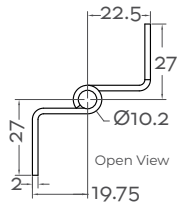
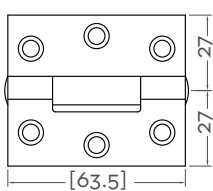
Top Profile  
(Open view)

Top Profile  
(Close view)

Front Profile

Top Profile  
(Open view)

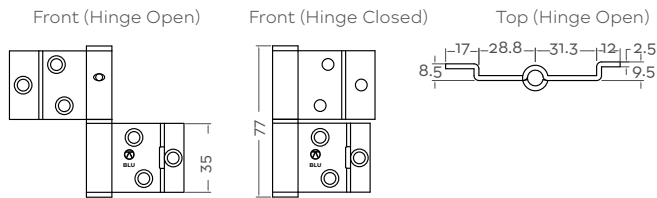
Top Profile  
(Close view)



PART NUMBER	PRODUCT DESCRIPTION	FINISH	UNITS
HX50-SSS	63mm Hinge - 0.5 - 1.0 mm gap	SSS	Each

PART NUMBER	PRODUCT DESCRIPTION	FINISH	UNITS
HX60-SSS	63mm Hinge - 6.0 - 6.5 mm gap	SSS	Each

# Left Hand Hinge (viewed from outside)



PART NUMBER	PRODUCT DESCRIPTION	FINISH	UNITS
FH70-LH-SSS	70mm Tritus Flush Lift Off Butt Hinge, Left Hand	SSS	Each
FH70-RH-SSS	70mm Tritus Flush Lift Off Butt Hinge, Right Hand	SSS	Each
FH70-LH-PSS	70mm Tritus Flush Lift Off Butt Hinge, Left Hand	PSS	Each
FH70-RH-PSS	70mm Tritus Flush Lift Off Butt Hinge, Right Hand	PSS	Each
FH70-LH-PSB	70mm Tritus Flush Lift Off Butt Hinge, Left Hand	PSB	Each
FH70-RH-PSB	70mm Tritus Flush Lift Off Butt Hinge, Right Hand	PSB	Each
FH70-LH-PPB	70mm Tritus Flush Lift Off Butt Hinge, Left Hand	PPB	Each
FH70-RH-PPB	70mm Tritus Flush Lift Off Butt Hinge, Right Hand	PPB	Each
FH70-LH-PBK	70mm Tritus Flush Lift Off Butt Hinge, Left Hand	MSB	Each
FH70-RH-PBK	70mm Tritus Flush Lift Off Butt Hinge, Right Hand	PBK	Each

# FH70

## Tritus™ Flush Lift-Off Butt Hinge



- High quality lift-off butt hinge with pressed flanges to fit into the Tritus Flush Casement Window grooves.
- The 12mm frame groove positions the hinge for extremely quick installation.
- Lift-off feature means the sashes can be sent to site after frame installation, and can be easily lifted off for repainting or renovation.
- Hinges meet the requirements of BS DS EN 1935: 2002 Grade 9: 25,000 cycles / 60kg.
- PBK black finish has been successfully salt spray tested to 1000 hours, test: ASTM B117:2019
- Successfully used in our Part Q Test.
- Made from 316 Marine Grade Stainless Steel.

Note these hinges are handed looking from the outside of the building.



Left Hand Hinge shown

Hinge Quantity Chart				
HEIGHT (mm)	WIDTH (mm)			
	< 500	501-600	601-700	701-800
1401 - 1500		3(3)	3(3)	3(4)
1301 - 1400	2(3)	3(3)	3(3)	3(4)
1201 - 1300	2(3)	3(3)	3(3)	3(4)
1101 - 1200	2(3)	3(3)	3(3)	3(4)
1001 - 1100	2(3)	3(3)	3(3)	3(3)
901 - 1000	2(2)	2(2)	2(2)	3(3)
801 - 900	2(2)	2(2)	2(2)	3(3)
701 - 800	2(2)	2(2)	2(2)	3(3)
601 - 700	2(2)	2(2)	2(2)	
501 - 600	2(2)	2(2)	2(2)	
< 500	2(2)			



FH70 Left Hand hinges shown

### Hinge Quantity Chart

The chart helps you select how many hinges you require based on your sash height & width. The numbers in brackets are the number of hinges required per sash when using triple glazing.

### FH70/FH75 Hinge Handing Information

These hinges are handed from the outside. They are cranked and designed to fit the Tritus groove detail, making them a handed product. The bottom part of the hinge with the pin fits into the 12mm groove in the frame, with the pin uppermost, the other half of the hinge fits into the 17mm groove in the sash with the hole facing downwards.

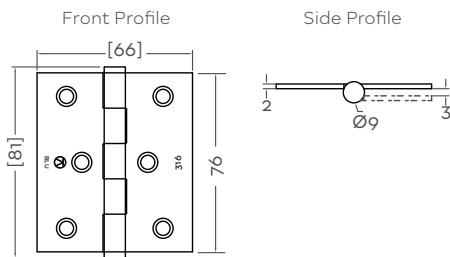
# HY3 Hinge



- Ultimate high quality stainless steel butt hinge.
- Clean lined, slim triple knuckle hinge with a 3mm gap.
- No leaf play ensures accurate and consistent fit.
- Tested to 40kg over 2 hinges, 25,000 cycles.
- Works well with Shimwell Hinge Packer system.

## HY3

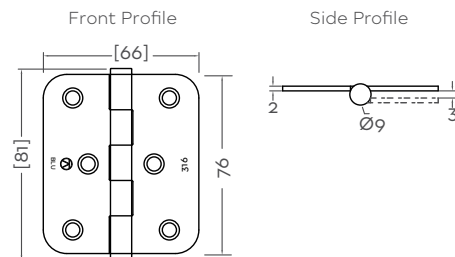
### Slim Knuckle Window Hinge - Square Corner



PART NUMBER	PRODUCT DESCRIPTION	FINISH	UNITS
HY3-SSS	Slim knuckle window hinge - square corner	SSS	Each
HY3-PSS		PSS	Each
HY3-PSB		PSB	Each
HY3-PPB		PPB	Each
HY3-MSB		MSB	Each
HY3-ORB		ORB	Each

## HY3R

### Slim Knuckle Window Hinge - Radius Corner

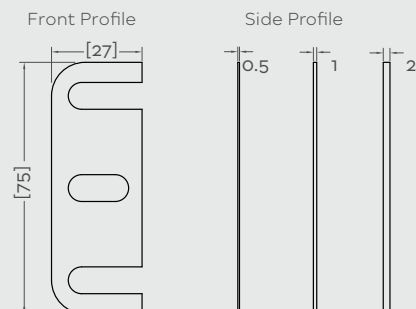


PART NUMBER	PRODUCT DESCRIPTION	FINISH	UNITS
HY3R-SSS	Slim knuckle window hinge - radius corner	SSS	Each
HY3R-PSS		PSS	Each
HY3R-PSB		PSB	Each
HY3R-PPB		PPB	Each
HY3R-MSB		MSB	Each
HY3R-ORB		ORB	Each


## Shimwell™ Hinge Packers

- Your solution to prevent timber windows jamming and binding, for use with the HY3/R hinges.
- Enables quick and easy adjustments when the window swells, ending the inconvenience of having to plane the window down to release the bind.
- Each Shimwell™ moves the hinge pin in between 0.5 – 2.0mm and can be used in pairs to create a larger shim to suit more severe gaps.
- Made from 316 Stainless Steel.

### HY3 / HY3R Shimwell™ Packers



PART NUMBER	PRODUCT DESCRIPTION	FINISH	UNITS
HQ-305-R-USS	HY3 0.5mm Shimwell packer	USS	Pack 50
HQ-310-R-USS	HY3 1mm Shimwell packer	USS	Pack 50
HQ-320-R-USS	HY3 2mm Shimwell packer	USS	Pack 50





## Window Handles

- Manufactured from 316 Marine Grade Stainless Steel.
- Ideal for use where corrosion levels are high such as coastal environments and with acidic timber.
- Part of a suited range of hardware.
- Available in Classic and Contemporary styles.



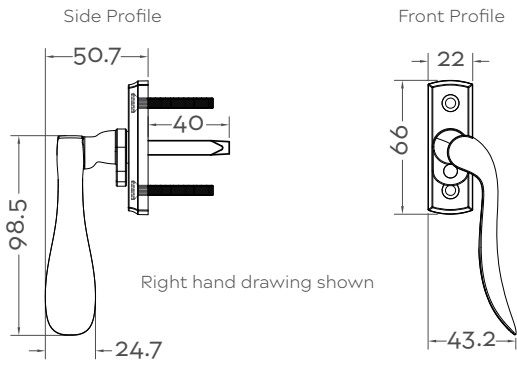

# REG020

## Regent

### Window Espagnolette Handle



- High quality, elegant window espag handle.
- Lockable for added security.
- Sprung action to keep the lever in place.
- PBK finish has been successfully salt spray tested to 1000 hours, test: ASTM B117-2019.
- Solid 316 Stainless Steel for extra durability.
- Durability tested to 10,000 cycles.



PART NUMBER	PRODUCT DESCRIPTION	FINISH	UNITS
REG020-LH-SSS	Regent lockable window espagnolette handle	SSS	Each
REG020-RH-SSS		SSS	Each
REG020-LH-PSS		PSS	Each
REG020-RH-PSS		PSS	Each
REG020-LH-PSB		PSB	Each
REG020-RH-PSB		PSB	Each
REG020-LH-PPB		PPB	Each
REG020-RH-PPB		PPB	Each
REG020-LH-PBK		PBK	Each
REG020-RH-PBK		PBK	Each
REG020-LH-ORB*		ORB	Each
REG020-RH-ORB*		ORB	Each

\* ORB is a powder coated finish  
For handing information, see page 107.

Suited door handle available.  
See page 32-33.





# TBH020

## Opera

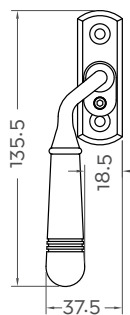
### Window Espagnolette Handle



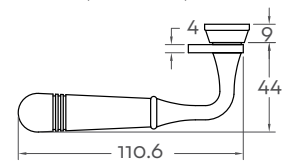
- High quality, classic style window espag handle.
- Lockable for added security.
- Sprung action to keep the lever in place.
- PBK finish has been successfully salt spray tested to 1000 hours, test: ASTM B117-2019.
- Solid 316 Stainless Steel.



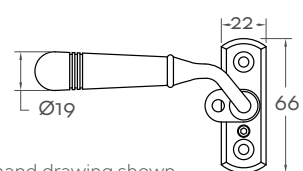
Front Profile



Top Profile (Open)



Front Profile (Open)



Left hand drawing shown

PART NUMBER	PRODUCT DESCRIPTION	FINISH	UNITS
TBH020-LH-SSS	Opera lockable window espagnolette handle	SSS	Each
TBH020-RH-SSS		SSS	Each
TBH020-LH-PSB		PSB	Each
TBH020-RH-PSB		PSB	Each
TBH020-LH-PBK		PBK	Each
TBH020-RH-PBK		PBK	Each


For handing information, see page 107.

Suited door handle available.  
See pages 29-31.



# Contemporary Window Handle

- High quality, contemporary window espagnolette handle.
- Lockable for added security.
- Ideal for use where corrosion levels are high such as coastal environments and with acidic timber.
- Made from Solid 316 Marine Grade Stainless Steel.

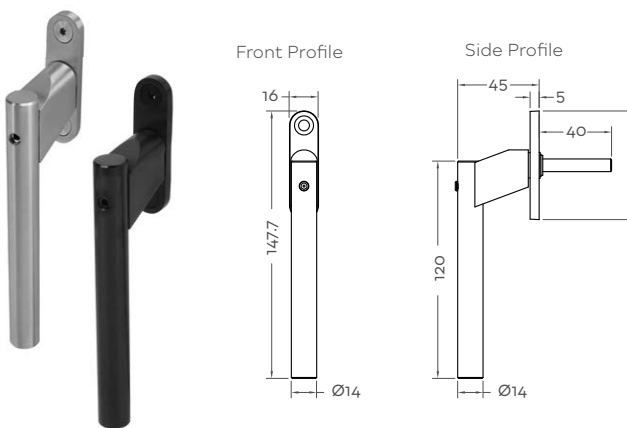


## SST94 Contemporary Window Handle - Inline



- Slim inline profile makes it ideal for slimline casement windows.
- Universal handing.
- Durability: BS EN 1191:2012 - 10,000 Cycles.
- PBK finish has been successfully salt spray tested to 1000 hours, test: ASTM B117-2019.

Note: This window handle is designed for use on slim profiles such as used on aluminium, steel or uPVC windows. The stem could collide with the frame when used on some timber windows, please check the drawings for more details.

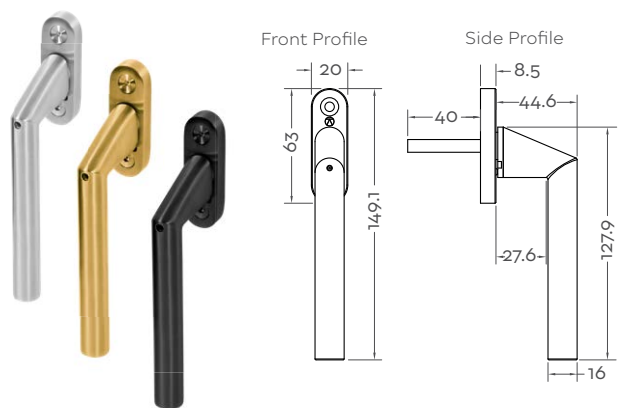


PART NUMBER	PRODUCT DESCRIPTION	FINISH	UNITS
SST94-SSS	Contemporary lockable window espagnolette handle - inline	SSS	Each
SST94-PBK		PBK	Each

## SST100 Contemporary Window Handle - Inline Angled



- Slim inline profile makes it ideal for slimline casement windows.
- Sprung action to keep the lever in place.
- Universal handing.
- Durability: BS EN 1191:2012 - 10,000 Cycles
- PBK finish has been successfully salt spray tested to 1000 hours, test: ASTM B117-2019.



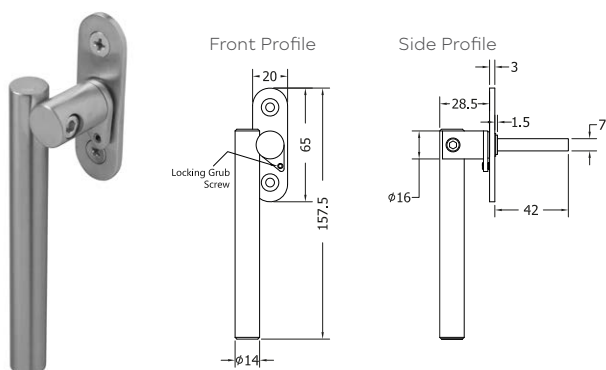
PART NUMBER	PRODUCT DESCRIPTION	FINISH	UNITS
SST100-SSS	Inline angled lockable window espagnolette handle	SSS	Each
SST100-PSB		PSB	Each
SST100-PBK		PBK	Each



## SST81

### Contemporary Window Handle - Offset

- Offset handle design provides increased knuckle clearance for easy operation.
- Only suitable for use on a timber window.



PART NUMBER	PRODUCT DESCRIPTION	FINISH	UNITS
SST81-LH-SSS	Contemporary lockable window espagnolette handle - offset	SSS	Each
SST81-RH-SSS		SSS	Each

For handing information, see page 107.

Suited door handles available. See pages 35-37.

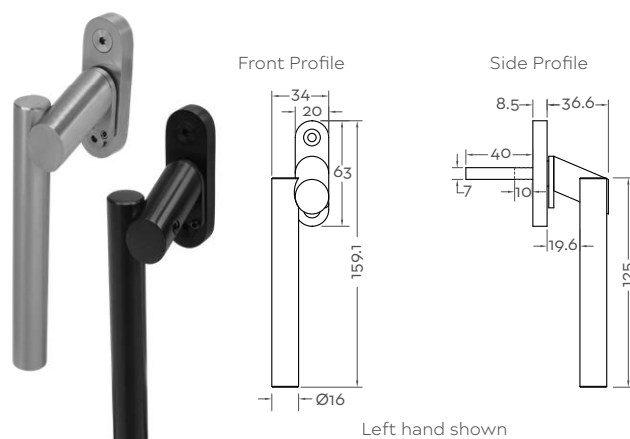


## SST87

### Contemporary Window Handle - Cranked



- Sprung action to keep the lever in place.
- Cranked angled handle design helps prevent handle stub from clashing on the frame.
- Durability: BS EN 1191:2012 - 10,000 Cycles.
- PBK finish has been successfully salt spray tested to 1000 hours, test: ASTM B117-2019.



PART NUMBER	PRODUCT DESCRIPTION	FINISH	UNITS
SST87-40-LH-SSS	Contemporary lockable window espagnolette handle - cranked - 40mm spindle	SSS	Each
SST87-40-RH-SSS		SSS	Each
SST87-40-LH-PBK		PBK	Each
SST87-40-RH-PBK		PBK	Each
SST87-10-LH-SSS	Contemporary lockable window espagnolette handle - cranked - 10mm spindle	SSS	Each
SST87-10-RH-SSS		SSS	Each

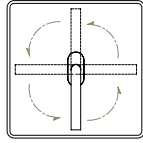
For handing information, see page 107.

# TTH50

## Tilt & Turn Window Handle



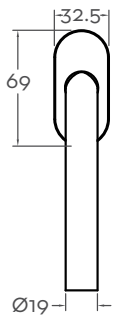
- 4-stage click action for superior operation holding the handle in the open or closed positions.
- Mounted on an oval backplate enabling it to be fitted to slimline profiles.
- Clip-on cover conceals fixings.
- Solid 316 Marine Grade Stainless Steel lever.



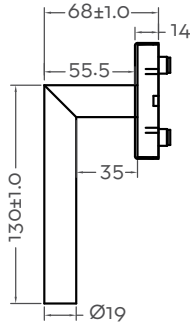
4 Stage Click Action



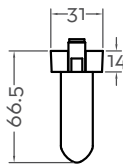
Front Profile



Side Profile



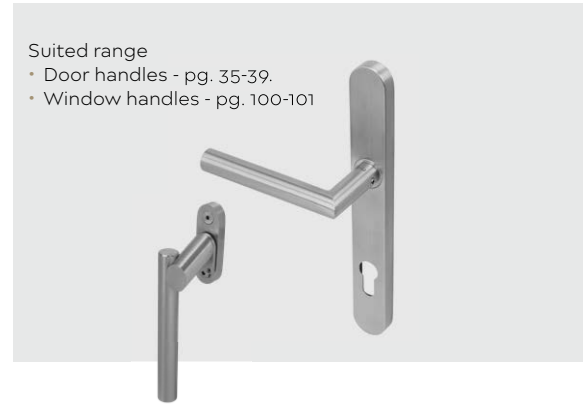
Top Profile



Visit [www.coastal-group.com](http://www.coastal-group.com) for CAD drawings

### Suited range

- Door handles - pg. 35-39.
- Window handles - pg. 100-101



PART NUMBER	PRODUCT DESCRIPTION	FINISH	UNITS
TTH50-SSS	Mitred Tilt & Turn window handle	SSS	Each
TTH50-MBL		MBL	Each

# BFC45

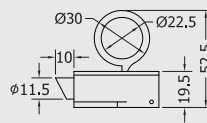
## Fanlight Catch

- High quality sprung fanlight catch, mainly for use on bottom hung casement windows.
- Smooth sprung action loop enables high level windows to be reached with a pole hook.
- Contains an extended bolt to suit radius or arched windows.

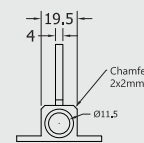


## Catch

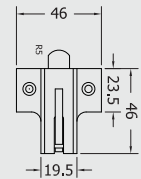
Side Profile



Top Profile



Front Profile

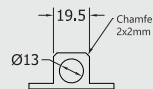


## Box Keep

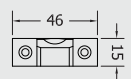
Side Profile



Top Profile

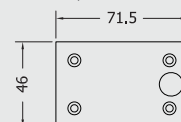


Front Profile



## Flat Plate Keep

Top Profile



Front Profile



PART NUMBER	PRODUCT DESCRIPTION	FINISH	UNITS
BFC45-SSS	Fanlight Catch, Flat Plate Keep & Box Keep	SSS	Each

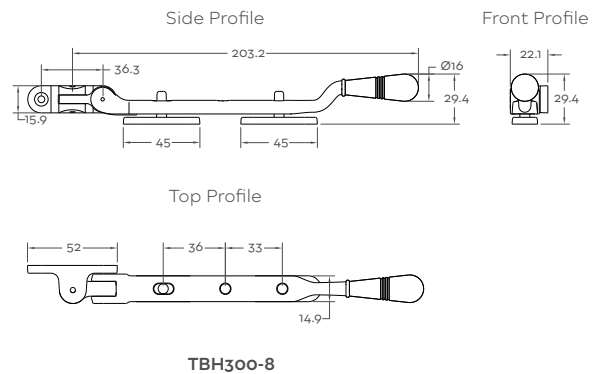
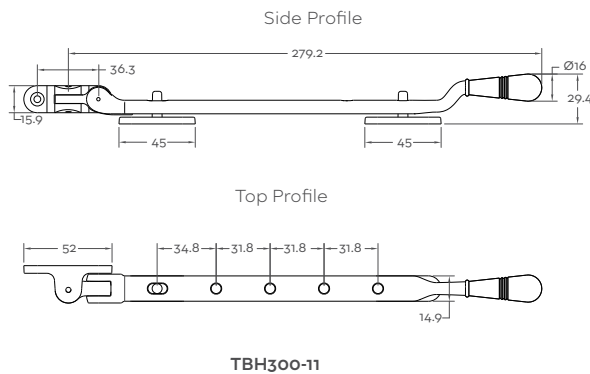
# Casement Window Stays

- Manufactured from 316 Marine Grade Stainless Steel.
- Ideal for use where corrosion levels are high such as coastal environments and with acidic timber.
- Part of a suited range of hardware.
- Available in Classic and Contemporary styles.

# TBH300

## Opera Casement Stay

- Refined Design – The distinctive bulb-shaped handle with concentric detailing adds a touch of traditional craftsmanship to your windows.
- Two Size Options – Choose from 8-inch or 11-inch stays to suit your window size and design preferences.
- Durable & Corrosion-Resistant – Manufactured from high-quality premium 316 Marine-Grade Stainless Steel for strength and performance.

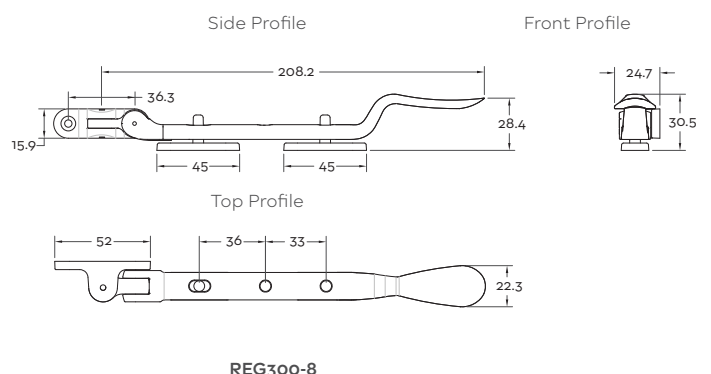
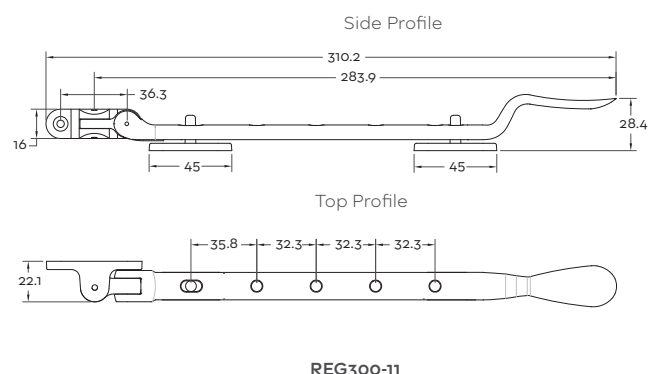


PART NUMBER	PRODUCT DESCRIPTION	FINISH	UNITS
TBH300-8-SSS	8 inch opera casement stay	SSS	Each
TBH300-8-PSS		PSS	Each
TBH300-8-PSB		PSB	Each
TBH300-8-PPB		PPB	Each
TBH300-8-PBK		PBK	Each
TBH300-11-SSS	11 inch opera casement stay	SSS	Each
TBH300-11-PSS		PSS	Each
TBH300-11-PSB		PSB	Each
TBH300-11-PPB		PPB	Each
TBH300-11-PBK		PBK	Each

# REG300

## Regent Casement Stay

- Elegant, ergonomic shape – inspired by the smooth lines of an oar
- Two Size Options – Choose from 8-inch or 11-inch stays to suit your window size and design preferences.
- Durable & Corrosion-Resistant – Manufactured from high-quality premium 316 Marine-Grade Stainless Steel for strength and performance.



PART NUMBER	PRODUCT DESCRIPTION	FINISH	UNITS
REG300-8-SSS	8 inch regent casement stay	SSS	Each
REG300-8-PSS		PSS	Each
REG300-8-PSB		PSB	Each
REG300-8-PPB		PPB	Each
REG300-8-PBK		PBK	Each
REG300-11-SSS	11 inch regent casement stay	SSS	Each
REG300-11-PSS		PSS	Each
REG300-11-PSB		PSB	Each
REG300-11-PPB		PPB	Each
REG300-11-PBK		PBK	Each

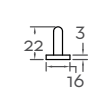
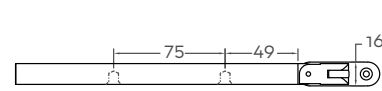
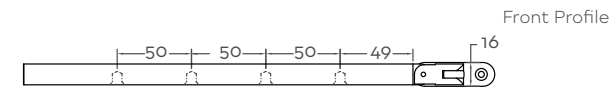
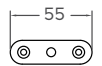
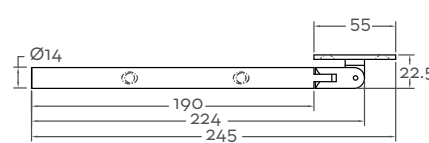
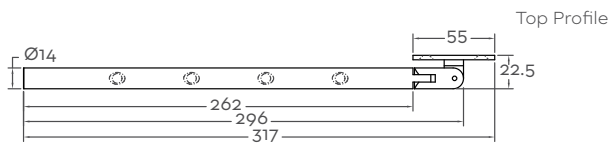


PART NUMBER	PRODUCT DESCRIPTION	FINISH	UNITS
SST91-SSS	290mm Casement stay	SSS	Each
SST93-SSS	220mm Casement stay	SSS	Each
SST91-93-STAY-PIN-SSS	Spare peg for SST91 or SST93 stay	SSS	Each

## SST91 / SST93 Casement Window Stay



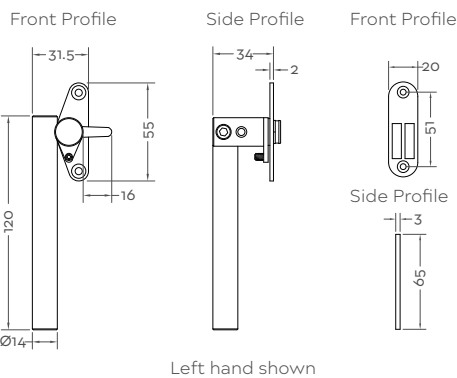
- Sleek, contemporary styled casement stay to suit both modern and classic designs.
- Made from solid 316 Stainless Steel.
- Supplied with peg and rest.



SST91

SST93

Pin



## SST79 Stainless Steel Casement Window Fastener

- Supplied with night vent mortice keep plate suitable for 5mm weatherseal compression gap.
- Lockable for increased security.
- Manufactured from 304 Grade Stainless Steel.
- Hook plates available if required - use code: SST-HP-SSS



SST-HP-SSS

SST79-LH

PART NUMBER	PRODUCT DESCRIPTION	FINISH	UNITS
SST79-LH-M-SSS	Mortice plate casement fastener	SSS	Each
SST79-RH-M-SSS	Mortice plate casement fastener	SSS	Each



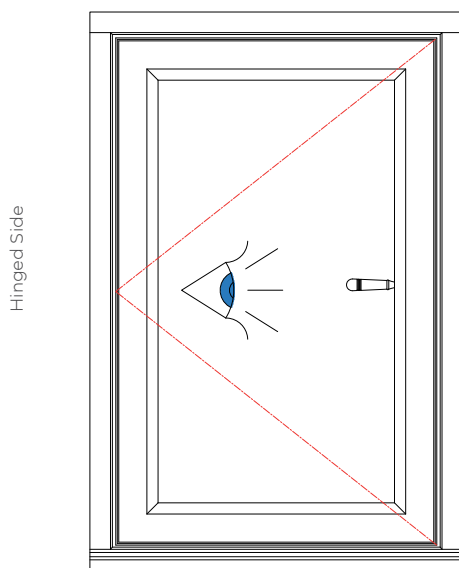
*"It was an absolute no-brainer for us to choose BLU™ products to use at our Loo With A View conversion! The handles, hinges and other hardware are of the highest quality, in addition to the fact that they look stunning, with their sleek lines and elegant finish.*

*We wanted to use products that wouldn't rust, and wouldn't need to be replaced in a few months, or even years down the line, and we have great faith that we have made the right decision!"*

Property Developer, Cornwall

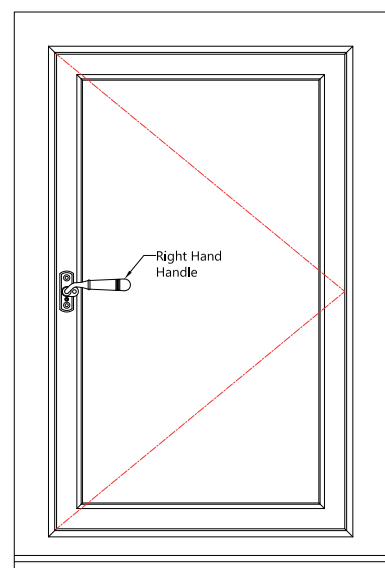


## Casement Window Handing



Outside the Property

Lock / Handle Side



Inside the Property

Hinged Side

If you require handed hinges, such as the 'Tritus Lift-Off Butt Hinges', the hinges you would need for the 'Left Hand' window drawn above would be 'Left Hand' hinges. Hinges for windows are handed looking at the window from outside the property.

The handle required for the 'Left Hand' hinged window drawn above is a 'Right Hand' Handle. Handles are handed looking at the window from inside the property. The handing for the handle shown on the drawing above is a right hand - the hand you would typically use to open the window.

# Product Care & Maintenance

- Stainless steel does need looking after.
- Like all materials unless cared for properly, stainless steel will become stained or discoloured over time - as the name 'stainless' suggests it is 'stain less' not 'stain free'.
- The best and most effective way to care for and maintain your stainless steel hardware is by using our DR121 Stainless Steel Renovation Kit.



# DR121

## Stainless Steel Renovation Kit

- The kit includes 100ml stainless steel cleaner solution, 100ml stainless steel conditioner, application pad and gloves.
- The DR121 cleaner is a liquid solution that cleans and polishes, removing contamination, tarnish, tea staining, surface rust and on-site dust and dirt without attacking the metal.
- Recommended for use on raw, satin or polished stainless steel only.
- Used regularly, it keeps stainless steel hardware sparkling clean and looking like new.
- Essential for keeping hardware cleaned and maintained that is fitted on property situated on or near the coast.
- DR121-CO is a neutral liquid conditioner cleaner for use after the metal surface has been cleaned with DR121-CL cleaner.
- The conditioner can also be used for daily cleaning and maintenance of slightly soiled metal surfaces.
- Note the white (scrubbing) side of the sponge is only suitable for use on raw/satin stainless steel and only in the direction of the finishing brush lines on the steel.



PART NUMBER	PRODUCT DESCRIPTION	UNITS
DR121	Stainless steel renovation kit	Per kit
DR121-CL	Stainless steel cleaner only - 100ml	Each
DR121-MINI	DR121 Mini Stainless Steel Renovation Kit	Per Kit



# Tea Staining and How To Remove/Prevent It

## WHAT IS TEA STAINING? IT ISN'T RUST!

Tea staining is when the surface of the stainless steel is discoloured by corrosion.

It is a cosmetic issue that takes place on contaminants sitting on the surface of the stainless steel, it does not affect the structural integrity or lifetime of the material.

## HOW TO REMOVE/PREVENT TEA STAINING.

Regular cleaning and conditioning of your hardware will help prevent tea staining occurring as per the care and maintenance guide provided with your product and detailed on the opposite page.

Instances of tea staining can be removed using our DR121 Stainless Steel Renovation Kit shown on page 109.



# Tea stained handle before and after using DR121

Before

After



The handle shown above in the left hand image is an example of a tea stained handle. The same handle is then shown above in the right hand image following cleaning by our BLU™ DR121 and an application of DR121 Conditioner.

The results speak for themselves with the handle looking like new again.



## Hardware Product Care and Maintenance

To help you care for the BLU™ product range please follow the guidelines below.

**During installation and whilst building work is being carried out the hardware should be covered to protect it from dust, dirt and scratching.**

### Immediately after fitting and installation

- Product should be cleaned using a soft cloth and mild soapy water then dried immediately with a clean, soft cloth.

### Monthly Care and Maintenance

- Clean regularly with a soft, dry cloth or duster.
- Rubbing or wiping should be carried out in the direction of the polish/linishing lines, not across them.
- Product should be washed monthly using a soft cloth and mild soapy water then dried immediately with a clean, soft cloth - especially if fitted on or near the coast.
- Fingerprints can be removed by washing product as above.

### Six Monthly Care and Maintenance

- If this product has a polished stainless steel or satin stainless steel finish then our DR121 Stainless Steel Renovation Kit should be used at least every six months to help maintain this product in pristine condition.

This is available from [www.coastal-group.com](http://www.coastal-group.com).

**Please note:**

- DO NOT use oily rags or greasy cloths when wiping the product surface.
- DO NOT use bleach, abrasive cleaners, caustic or acid based cleaning materials, or detergents containing chloride, or any other strong household cleaning products.
- DO NOT use abrasive materials, files or other hard objects against the product surface.
- This product should be protected from dust and dirt during any construction work.
- PVD coatings may fingerprint so we suggest during installation of the product that you handle it with clean gloves or cloths to guard against stains or fingerprints. Fingerprints can be removed by washing product with a mild soap and water solution, then dried.
- If a softer metal such as a ring or a key marks the surface, it is possible some of this metal may have been left on the PVD coated surface. In this case use a soft cloth and mild, non-acidic cleaner to remove the soft metal deposit.



Scan QR Code  
to watch the video on how  
to clean stainless steel



*"Coastal's range of premium hardware accessories is the ideal finishing touch for our high-end timber core composite doors. Aesthetically, the products look fantastic, they are perfectly in tune with consumer trends and can be styled to create a range of looks from traditional to ultra-modern."*

*"The service we have received from Coastal when promoting their range of premium hardware accessories is first class. Product images, promotional copy and samples are always readily available. The sample boards that Coastal manufacture have been a fantastic addition to our own retail showroom."*

Endurance Doors

# Marketing Resources

Ask about our marketing resources available including Showroom Display Boards, Posters, and high quality product images for your brochures and website.




Contact us on [sales@coastal-group.com](mailto:sales@coastal-group.com) or 01726 871 025 to discuss your requirements. Or visit our website to download CAD files, data cards and product images.



# Inspiration Gallery

Showcasing some of our customers' quality workmanship with our BLU hardware featured.









For more inspiration, follow Coastal Group on



# Hints and Tips to Improve your Project Photography

Do you struggle with taking good photos that showcase the quality of your work? We all fall into the same trap but making a few small tweaks can make a huge difference to the quality of your photograph. We've listed below some points we've found helpful during our own photoshoots.

## Adjusting the image resolution on your phone/camera

- Use the best quality image settings on your phone/camera.
- When sending the photos, please make sure to email them as original files without reducing file size.

## Include as much as you can within the photo

- Holding your phone/camera landscape instead of portrait. Simply turning your phone/camera on its side gives more of an area to work with your photo.
- Try and include as much of the house or room in a shot as possible to allow your viewer to understand the concept of your work better.
- Frame the door/window so that there's some extra space around it. This gives the building context and will focus the eye on your work.

## Photograph from an angle

- Taking the photograph from an angle shows the architectural lines and gives more dimension.
- Choose your angle, kneel down, and take the shot upwards – a shot taken around 100cm from the floor is best. An angled view taken low and from the side will also make a great shot.

## Stabilise your phone/camera by resting it on an object

- Try resting your phone/camera on something, this will help keep the angle straight and stop it from shaking/blurring.

## Watch out for any reflections in your photos

- Try not to catch yourself or any of your equipment reflecting in the glass.

## Be mindful of the weather forecast and avoid using the flash

- Sunshine and blue skies showcase your work at its best. If you are outside and have an outside light source use it, as it will highlight your work. If you are indoors then use as much natural light as possible; open blinds, curtains, etc. and turn the lights on. Whether indoors or out, ensure that your light source is behind you. Avoid using the flash as it tends to result in an awkward reflection or a bad glare.

## Remember to tidy up before you take a photo

- Cleaning the doors, windows and hardware and tidying up both inside and outside before you take your photo will create a much better photo and showcase the quality of your workmanship.

## Take as many photos as you can

- Taking multiple photos will give you a variety to choose from and capture your work from different perspectives. The first photo you take is often not the best one.

Remember to tag Coastal Group on social media





Like to see your finished door and window projects feature on our website?

Send Hi-Res (original file) photos of your projects to: [marketing@coastal-group.com](mailto:marketing@coastal-group.com)

Looking for inspiration? Visit the 'OUR WORK' section on our website to see examples and case studies of some of the work our clients have produced using our products.



**COASTAL**

Search for products

Call: 01726 871025

Your Basket

INSPIRATION PRODUCTS BRANDS SERVICES RESOURCES HELP

The architect for this stunning contemporary new-build in the Midlands was looking to specify a high quality contemporary pull handle that looked a little different to the usual. Not wanting to sacrifice quality, they settled on our **HAB9 'V' Style Pull Handle** from our **BLU 316 Marine Grade Stainless Steel Range**. The results speak for themselves as you can see.

The **KM045 Stainless Steel Oval Escutcheon** completes the suited look.

[VIEW HAB9 'V' STYLE PULL HANDLE](#)

[VIEW KM045 STAINLESS STEEL OVAL ESCUTCHEON](#)

462

# Frustrated with Black Antique hardware? Ask us about DURATIQUE - your ultimate antique hardware, made from stainless steel.

DURATIQUE brings you many benefits including:


- No more issues of rusting black antique hardware - manufactured from a base material of Stainless Steel to prevent it corroding.
- No more inconsistent product making it time consuming to fit - CNC machined screw holes ensure consistency of dimensions between fixing points and euro profile cut out.
- No more sagging handles and rattling spindles - high quality dual sprung mechanism and spindle ensures a nice positive action and returns the handle consistently to its original position.
- Part of a suited range of antique door hardware made from stainless steel.



## The range currently includes...


Door handles, letter plates, cylinder pull, centre door knob, door knocker and escutcheon. Visit [coastal-group.com](http://coastal-group.com) for more information or contact us on [sales@coastal-group.com](mailto:sales@coastal-group.com) or 01726 871 025.





## Other products you might be interested in...

We have a whole range of door and window hardware available. Visit [coastal-group.com](http://coastal-group.com) for more information or contact us on [sales@coastal-group.com](mailto:sales@coastal-group.com) or 01726 871 025.





*Shaping the future.*



COASTAL

COASTAL GROUP

Head Office: Global House, Bojea Industrial Estate, St Austell, Cornwall, PL25 5RJ, UK

T 01726 871 025 E [sales@coastal-group.com](mailto:sales@coastal-group.com) W [coastal-group.com](http://coastal-group.com)

Follow us on:



© Coastal Specialist Ironmongery Ltd 2026